



LEE & PLUMPTON

*Inspiration At Work*

# TASK CHAIRS COLLECTION

JAN 2020

# TASK CHAIRS

We have a range of task chair options to suit your individual office requirements. All chairs are available in a variety of colours to complement your interior design.



## ORDERING

Select the code for the product you require and simply add the optional extra suffix to your code, then add your fabric choice.

For example CHRAMBG2/A2D/AB/HR1  
 Seat: Camira Xtreme YS160 Tonga  
 Headrest: Camira Xtreme YS084 Tarot



5 Year Guarantee on all chairs, unless specified.  
 2 Year Guarantee on moving parts, unless specified.  
 Fabric Guarantee as per manufacturer instructions.

# ERGONOMOMIC SEATING

The correct office chair is one of the most important pieces of equipment in many workplaces. Ergonomic chair features provide the very best in posture support and are widely recommended by health care professionals.

**50 million**

working days are lost in the UK each year.

**£5 billion per year**

The estimated cost of sickness absence in the UK economy.

**75% of the working population in the UK**

spend more than 6 hours per day in a chair.

**The second largest cause of office absence in Europe**

is lower back pain.

**The largest cause of disability for workers under the age of 45**

is lower back pain.

**40% of the UK population**

are affected by back pain.

Estimates show that for **each person off sick with back pain,**  
**13 others will suffer in silence**

“All the above information points towards the necessity for seating that offers adequate, variable and flexible support which can be adjusted sufficiently to suit the majority of the workforce.”

*Gilly Fairhurst*

*Bsc (hons) Physiotherapy, HCPC registered,  
Member of ACPOHE, Level 1 DSE training.*



## CHAIR MATS

Chairs mats protect carpets and hard floors from damage caused by chairs and provide easy glide movement reducing leg fatigue.

See page 196

# DRAYTON

## DRAYTON CHAIR (WITH HEADREST & SEAT SLIDE)



### DRAYTON CHAIR (WITH HEADREST)

#### Features

- Height adjustable headrest
- Seat slide
- High black mesh back with adjustable lumbar
- Three-position lock synchro mechanism
- Height, depth and width adjustable arms
- CMHR moulded foam seat with black fabric
- Gas lift height adjustment

#### Code

#### RRP

CHDRHBK

£492.00

Our new Drayton mesh back task chair benefits from a range of features including adjustable arms and lumbar support.


#### Drayton Chair, (With Headrest and Seat Slide)



Adjustable Headrest



Seat Slide



3 Way Adjustable Arms

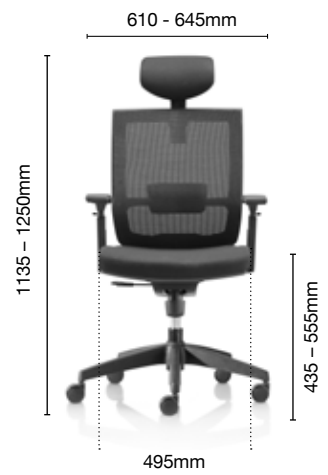


Adjustable Lumbar



Three-Position Lock Synchro Mechanism

#### DIMENSIONS



The Drayton task chair is available in black with a CMHR moulded foam seat.

1 Year Guarantee.

## DRAYTON CHAIR (WITHOUT HEADREST & SEAT SLIDE)



### DRAYTON CHAIR (WITHOUT HEADREST)

#### Features

- High black mesh back with adjustable lumbar
- Three-position lock synchro mechanism
- Height and depth adjustable arms
- CMHR moulded foam seat with black fabric
- Gas lift height adjustment

#### Code

CHDRNBK

#### RRP

£435.00

The Drayton task chair provides flexibility and comfort designed to suit various types of seating requirements.

#### Drayton Chair, (Without Headrest and Seat Slide)



2 Way Adjustable Arms




Adjustable Lumbar



Three-Position Lock Synchro Mechanism

The Drayton task chair is available in black with a CMHR moulded foam seat. 1 Year Guarantee.

#### DIMENSIONS





# PASTON & LENWADE



Suited to large commercial installations or the general office environment. For projects where economy is a primary consideration, our Paston and Lenwade chairs ensure that good value does not compromise on excellent quality.

**QS:** Quick Ship | **GROUP A:** Subject to a longer lead time.



Good quality task seating will contribute to general employee well-being, which in turn will reduce absence and increase productivity. Both ranges carry a 5 year quality guarantee.

The Paston chair offers the additional comfort and support of a contoured seat and back pad.

## STANDARD FEATURES

- 2 lever mechanism
- Seat height and back angle adjustment
- Fully recyclable seat and back foam
- 635mm black base
- 50mm black castors
- Without arms, fixed or height adjustable arms.
- Max weight 150kg
- 5 year guarantee.



**W** = Width, **D** = Depth,  
**H** = Height, **SH** = Seat Height

# PASTON



Contoured seat and back for added comfort and support.

# LENWADE



- Available
- Not Available



## PASTON

Arm Options	Code	QS	Grp A
Standard Arms	CHPAS	●	●
Adjustable Arms	CHPAA	●	●
No Arms	CHPAN	●	●

## LENWADE


Arm Options	Code	QS	Grp A
Standard Arms	CHLES	●	●
Adjustable Arms	CHLEA	●	●
No Arms	CHLEN	●	●

**QS:** Quick Ship | **GROUP A:** Subject to a longer lead time.

## FABRICS

Paston and Lenwade chairs are available in a choice of 4 standard fabric colours to complement our Standard Screens.

### Standard fabrics



Please add the colour suffix to your code when ordering eg: CHPASBK



**Other fabric choices available on standard lead time.**  
For colour fabric groups refer to page 198 and for fabric swatches see page 204.

## SCREENS

Fully upholstered screens in a choice of fabrics with a PVC trim. Screens can be fitted in the centre of a cluster of desks.

### Standard fabrics



- Available
- Not Available



W x H (mm)	Description	Rectangular	QS	Grp A
800 x 380	Fits to 800mm wide desk or desk return	SCBS80R	●	●
1000 x 380	Fits to 1000mm wide desk or desk return	SCBS10R	●	●
1200 x 380	Fits to 1200mm wide desk or desk return	SCBS12R	●	●
1400 x 380	Fits to 1400mm wide desk	SCBS14R	●	●
1600 x 380	Fits to 1600mm wide desk	SCBS16R	●	●
1800 x 380	Fits to 1800mm wide desk	SCBS18R	●	●

# RANWORTH

An executive high back task chair which promotes good posture and comfort. Available in upholstered and mesh back options.



## Choose from a range of fabrics.

For colour fabric groups refer to page **198** and for fabric swatches see page **204**.

- 5 year guarantee.







## RANWORTH CHAIR, UPHOLSTERED BACK

### Standard Features

- Self adjusting, lockable synchro mechanism
- Moulded cold cure front seat
- High moulded outer back
- Push button back height adjustment
- Seat slide
- Gas lift height adjustment
- Max weight 150kg

Fabric Group	Code
Fabric Group 1	CHRAUBG1
Fabric Group 2	CHRAUBG2
Fabric Group 3	CHRAUBG3
Fabric Group 4	CHRAUBG4

Prices include standard features only, see optional extras.

## OPTIONAL EXTRAS

Optional Extras	Code
Brake Unloaded Castors	BULC
Brake Loaded Castors	BLC
Soft Wheeled Castors	SWC
Height Adjustable Arms	AA01 AA08
Height & Depth Adjustable Arms	2D ARMS
Fixed Arms	AF01
Chrome pyramid base	CPB
Adjustable Headrest	HR
Coat Hanger	CH
Inflatable Lumbar (Upholstered back only)	IL



## RANWORTH CHAIR, MESH BACK

### Standard Features

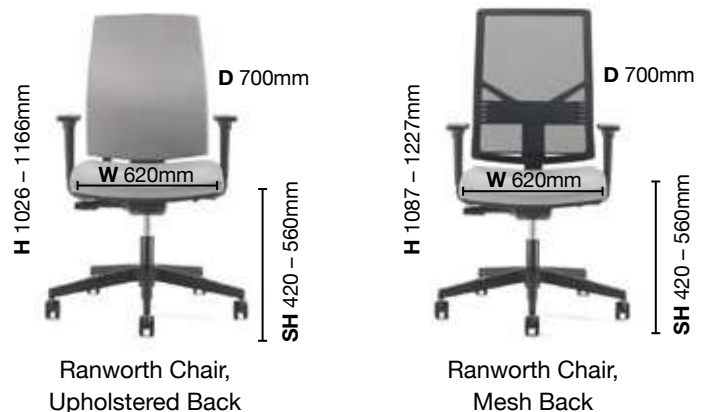
- Self adjusting, lockable synchro mechanism
- Moulded cold cure front seat
- High mesh back
- Lever back height adjustment
- Seat slide
- Gas lift height adjustment
- Adjustable lumbar panel
- Max weight 150kg

Fabric Group	Code
Fabric Group 1	CHRAMBG1
Fabric Group 2	CHRAMBG2
Fabric Group 3	CHRAMBG3
Fabric Group 4	CHRAMBG4



For colour fabric groups refer to page 198.

## DIMENSIONS



**W** = Width, **D** = Depth, **H** = Height, **SH** = Seat Height

# MOULTON

Comfortable and stylish seating to suit any office.  
Available in upholstered and mesh back options.



## Choose from a range of fabrics.

For colour fabric groups refer to page **198**  
and for fabric swatches see page **204**.





## MOULTON CHAIR, UPHOLSTERED BACK

### Standard Features

- High moulded outer back rest
- Body weight responsive mechanism
- Ratchet back height adjustment
- Flex front seat
- Gas lift height adjustment
- Max weight 114kg

Fabric Group	Code
Fabric Group 1	CHMOUBG1
Fabric Group 2	CHMOUBG2
Fabric Group 3	CHMOUBG3
Fabric Group 4	CHMOUBG4

Prices include standard features only, see optional extras.

## OPTIONAL EXTRAS

Optional Extras	Code
Brake Unloaded Castors	BUC
Brake Loaded Castors	BLC
Soft Wheeled Castors	SWC
Height Adjustable Arms	ADJ1
Height & Depth Adjustable Arms (Soft Touch Pad)	ADJ3
Seat Slide	SL
Polished Base	AB
Air Flo Soft Seat Cell	ASC
Performance / Memory Foam	PF
Inflatable Lumbar (Upholstered back only)	IL



## MOULTON CHAIR, MESH BACK

### Standard Features

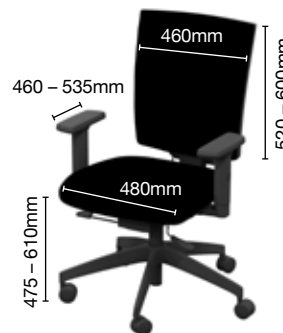
- Mesh back rest
- Body weight responsive mechanism
- Fixed back height
- Flex front seat
- Gas lift height adjustment
- Adjustable padded lumbar panel
- Max weight 114kg

Fabric Group	Code
Fabric Group 1	CHMOMBG1
Fabric Group 2	CHMOMBG2
Fabric Group 3	CHMOMBG3
Fabric Group 4	CHMOMBG4

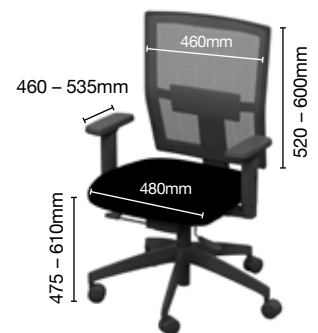


For colour fabric groups refer to page 198.

## DIMENSIONS



Moulton Chair,  
Upholstered Back



Moulton Chair,  
Mesh Back

# SALHOUSE

Fully functional seating that doesn't compromise on design.  
Available in upholstered and mesh back options.



## Choose from a range of fabrics.

For colour fabric groups refer to page **198**  
and for fabric swatches see page **204**.





## SALHOUSE CHAIR, UPHOLSTERED BACK

### Standard Features

- High moulded outer back rest
- Seat and back angle mechanism
- Ratchet back height adjustment
- Large waterfall seat
- Gas lift height adjustment
- Max weight 114kg

Fabric Group	Code
Fabric Group 1	CHSAUBG1
Fabric Group 2	CHSAUBG2
Fabric Group 3	CHSAUBG3
Fabric Group 4	CHSAUBG4

Prices include standard features only, see optional extras.

## OPTIONAL EXTRAS

Optional Extras	Code
Brake Unloaded Castors	BUC
Brake Loaded Castors	BLC
Soft Wheeled Castors	SWC
Height Adjustable Arms	ADJ1
Height & Depth Adjustable Arms (Soft Touch Pad)	ADJ3
Seat Slide	SL
Polished Base	AB
Air Flo Soft Seat Cell	ASC
Performance / Memory Foam	PF
Inflatable Lumbar Support (Upholstered back only)	IL



## SALHOUSE CHAIR, MESH BACK

### Standard Features

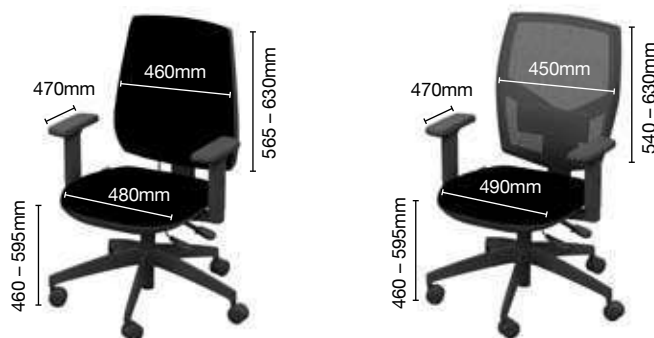
- Mesh back rest
- Seat and back angle mechanism
- Ratchet back height adjustment
- Large waterfall seat
- Adjustable padded lumbar panel
- Gas lift height adjustment
- Max weight 114kg

Fabric Group	Code
Fabric Group 1	CHSAMBG1
Fabric Group 2	CHSAMBG2
Fabric Group 3	CHSAMBG3
Fabric Group 4	CHSAMBG4



For colour fabric groups refer to page 198.

## DIMENSIONS



Salhouse Chair,  
Upholstered Back

Salhouse Chair,  
Mesh Back



# ILOA



The ILOA swivel saddle stool, designed by Jonas Hakaniemi, encourages good posture. ILOA stools are ideal for a broad range of environments, including commercial and home offices, educational institutions, healthcare and dentistry.

**QS:** Quick Ship | **GROUP A:** Subject to a longer lead time.



## ILOA FEATURES

- Double twin-wheel castors.
- Gas lift height adjustment.
- Sitting height (from middle of the seat)  
ILOA 49 – 74 cm,  
ILOA one and ILOA+ 53 – 78 cm.
- A maximum weight load of 120kg.
- 5 Year Guarantee

ILOA is the perfect partner for our InMotion sit-stand desks



## ILOA QUICKSHIP



### ILOA

The diverse ILOA stool in light birch is available with Quick Ship Delivery

Code	QS	Grp A
CHILB	•	•



### ILOA

The comfortable ILOA + with black eco leather on black ash is available with Quick Ship Delivery

Code	QS	Grp A
CHILPBLA	•	•

# ILOA

- Available
- Not Available



## ILOA+

Features comfortable seat pads, upholstered with a selection of high quality fabric or eco black leather.

Code	QS	Grp A
CHILP	○	●

Finish options right:



## ILOA One

One-piece upholstery with a selection of high quality fabric or eco black leather.

Code	QS	Grp A
CHILO	○	●

Finish options right:



## ILOA

No upholstery. Available in black ash.

Code	QS	Grp A
CHILA	○	●

Black Ash.

### FINISHES, ILOA ONE & ILOA +



Please add the colour suffix to your code when ordering eg: CHILO**BWB**

# LIIKU Joy

Comfortable and ergonomic active chair with fully upholstered birch seat.



## LIIKU Joy

Code	QS	Grp A
CHILJ	○	●

Finish options below:

### BASE FINISHES

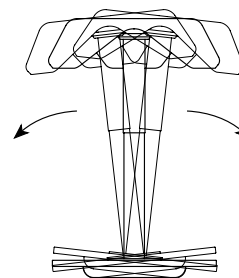


### CUSHION FINISHES



### LIIKU Joy FEATURES

- Rocking base that allows movement.
- Gas lift height adjustment.
- Sitting height 53 – 79 cm.
- A maximum weight load of 120kg.
- 5 Year Guarantee



Rocking base that allows movement.



Please add the colour base and cushion code when ordering eg: CHIL**JKGY**



## LEE & PLUMPTON

Bunns Bank | Attleborough Norfolk | NR17 1QD  
T: 01953 453830 | E: sales@leeandplumpton.co.uk

[leeandplumpton.co.uk](http://leeandplumpton.co.uk)



@LEEANDPLUMPTON

January 2020

**E&OE January 2020**

Images featured within this brochure are for illustrative purposes and appearances may vary from those shown. Due to our ongoing initiatives, Lee & Plumpton Ltd. reserve the right to change, modify or delete products at any time without notification.

