



LEE & PLUMPTON

Inspiration At Work

SIGNATURE STORAGE

JAN 2020

SIGNATURE



Featuring a distinctive panel base and matching feet, which come in either silver or white, the Signature storage range offers contemporary style in a comprehensive range of formats and finishes.

COMPREHENSIVE SOLUTION

- Unified range of 5 storage formats.
- 2 widths available 800 and 1000 wide.
- 500mm deep tall storage units.
- 600mm deep desk high units.
- Distinctive base and feet in silver or white.
- Optional espagnolette locks on cupboards for added security.

Below: Signature side filers shown on the end of the Libra bench desk in white with a white base.



FEATURES & DETAILS



SPECIFICATION

- Manufactured from grade E1 melamine-faced high density particleboard.
- Silver bar handles as standard (other handle options available).
- Polypropylene feet.
- The feet at the front of each unit have a height levelling mechanism built-in.
- Locking as standard.
- Shelves available to purchase separately (shelves provided with bookcases).
- We recommend units of 1800mm and above are fixed to a wall.

UNITS:

- Signature storage is available with either a white or silver base and feet. The units have a choice of wood finishes.

SHELVES, SLIDING & LATERAL FILING FRAMES:

- Shelving matches the colour finish of the base with the exception of bookcases where the colour of the shelving matches the unit.
- Sliding & lateral filing frames are also available in silver and white.

DELIVERY

All storage is shipped flat packed, with the exception of side filers and all filing cabinets, which are shipped assembled.

METAL & WOOD FINISHES

QS: Quick Ship | **GROUP A:** Subject to a longer lead time.

QUICK SHIP

Base & Feet



W White **S** Silver

Wood Finishes



BE Beech **WH** White **LO** Light Oak

GROUP A

Base & Feet



W White **S** Silver

Wood Finishes



BE Beech **LO** Light Oak **MA** Maple **BI** Birch **WH** White **WA** Walnut

Wood finishes are heat, stain and scratch resistant when used for their intended purposes.

STORAGE UNITS

Please add the base and feet option and then the wood suffix to your code when ordering eg: SRCU7410**WBI**

FOR SHELVES, SLIDING & LATERAL FRAMES

Select the code for the product you require and simply add: **S** for Silver or **W** for White



SIGNATURE

CUPBOARDS



2000mm High Shown



- Available
- Not Available

CUPBOARDS WITH STANDARD LOCK

W x D x H (mm)	Code	QS	Grp A
800 Wide			
800 x 600 x 725	SRCU7280	○	●
800 x 600 x 740	SRCU7480	○	●
800 x 500 x 1000	SRCU1080	○	●
800 x 500 x 1200	SRCU1280	○	●
800 x 500 x 1600	SRCU1680	○	●
800 x 500 x 1800	SRCU1880	○	●
800 x 500 x 2000	SRCU2080	○	●
1000 Wide			
1000 x 600 x 725	SRCU7210	○	●
1000 x 600 x 740	SRCU7410	●	●
1000 x 500 x 1000	SRCU1010	●	●
1000 x 500 x 1200	SRCU1210	○	●
1000 x 500 x 1600	SRCU1610	●	●
1000 x 500 x 1800	SRCU1810	●	●
1000 x 500 x 2000	SRCU2010	○	●

Storage internals and accessories available on page 122.

CUPBOARDS WITH ESPAGNOLETTE LOCK


Espagnolette lock, a double secure system top and bottom of the door. Soft close hinge is also included, which will catch the door just before it closes to bring it to a soft, quiet stop.

W x D x H (mm)	Code	QS	Grp A
800 Wide			
800 x 600 x 725	SRCU7280E	○	●
800 x 600 x 740	SRCU7480E	○	●
800 x 500 x 1000	SRCU1080E	○	●
800 x 500 x 1200	SRCU1280E	○	●
800 x 500 x 1600	SRCU1680E	○	●
800 x 500 x 1800	SRCU1880E	○	●
800 x 500 x 2000	SRCU2080E	○	●
1000 Wide			
1000 x 600 x 725	SRCU7210E	○	●
1000 x 600 x 740	SRCU7410E	○	●
1000 x 500 x 1000	SRCU1010E	○	●
1000 x 500 x 1200	SRCU1210E	○	●
1000 x 500 x 1600	SRCU1610E	○	●
1000 x 500 x 1800	SRCU1810E	○	●
1000 x 500 x 2000	SRCU2010E	○	●

QUICK SHIP: Base & Feet

W White S Silver

Wood Finishes



BE Beech WH White LO Light Oak

GROUP A: Base & Feet

W White S Silver

Wood Finishes



BI Birch MA Maple WA Walnut BE Beech WH White LO Light Oak

QS: Quick Ship | GROUP A: Subject to a longer lead time.

SIGNATURE

TAMBOUR CUPBOARDS



- Available
- Not Available



2000mm High Shown

W x D x H (mm)	Code	QS	Grp A
800 Wide			
800 x 600 x 725	SRTA7280	○	●
800 x 600 x 740	SRTA7480	○	●
800 x 500 x 1000	SRTA1080	○	●
800 x 500 x 1200	SRTA1280	○	●
800 x 500 x 1600	SRTA1680	○	●
800 x 500 x 1800	SRTA1880	○	●
800 x 500 x 2000	SRTA2080	○	●
1000 Wide			
1000 x 600 x 725	SRTA7210	○	●
1000 x 600 x 740	SRTA7410	●	●
1000 x 500 x 1000	SRTA1010	●	●
1000 x 500 x 1200	SRTA1210	○	●
1000 x 500 x 1600	SRTA1610	●	●
1000 x 500 x 1800	SRTA1810	●	●
1000 x 500 x 2000	SRTA2010	○	●

Tambour doors come in a choice of silver or white.
Storage internals and accessories available on page 122.



2000mm High Shown

Bookcase	W x D x H (mm)	Code	QS	Grp A
800 Wide				
Desk High 1 Shelf	800 x 340 x 725	SRBC7280S1	○	●
Desk High 1 Shelf	800 x 340 x 740	SRBC7480S1	○	●
1 Shelf	800 x 340 x 1000	SRBC1080S1	○	●
2 Shelves	800 x 340 x 1200	SRBC1280S2	○	●
3 Shelves	800 x 340 x 1600	SRBC1680S3	○	●
4 Shelves	800 x 340 x 1800	SRBC1880S4	○	●
4 Shelves	800 x 340 x 2000	SRBC2080S4	○	●
1000 Wide				
Desk High 1 Shelf	1000 x 340 x 725	SRBC7210S1	○	●
Desk High 1 Shelf	1000 x 340 x 740	SRBC7410S1	●	●
1 Shelf	1000 x 340 x 1000	SRBC1010S1	●	●
2 Shelves	1000 x 340 x 1200	SRBC1210S2	○	●
3 Shelves	1000 x 340 x 1600	SRBC1610S3	●	●
4 Shelves	1000 x 340 x 1800	SRBC1810S4	●	●
4 Shelves	1000 x 340 x 2000	SRBC2010S4	○	●

QS: Quick Ship | GROUP A: Subject to a longer lead time.

SIGNATURE



- Available
- Not Available

CREDENZA



740mm High Shown

W x D x H (mm)	Code	QS	Grp A
800 Wide			
800 x 600 x 725	SRCZ7280	○	●
800 x 600 x 740	SRCZ7480	○	●
800 x 500 x 1000	SRCZ1080	○	●
800 x 500 x 1200	SRCZ1280	○	●
1000 Wide			
1000 x 600 x 725	SRCZ7210	○	●
1000 x 600 x 740	SRCZ7410	●	●
1000 x 500 x 1000	SRCZ1010	●	●
1000 x 500 x 1200	SRCZ1210	○	●

The running track mechanism is hidden by the overhang of the top panel, with a concealed guide at the bottom.

Storage internals and accessories available on page **122**.

FILING CABINET



1400mm High Shown

Filing Cabinet	W x D x H (mm)	Code	QS	Grp A
2 Drawer	480 x 600 x 725	SRFC72D2	●	●
2 Drawer	480 x 600 x 740	SRFC74D2	●	●
3 Drawer	480 x 600 x 1070	SRFC10D3	●	●
4 Drawer	480 x 600 x 1400	SRFC14D4	●	●

All filing cabinets are supplied fully assembled.

SIDE FILER



725mm High Shown

W x D x H (mm)	Code	QS	Grp A
800 x 600 x 725	SRSF72D2	○	●
800 x 600 x 740	SRSF74D2	●	●

Storage accessories available on page **122**.

Both drawers feature sliding filing frames as standard.

QS: Quick Ship | **GROUP A:** Subject to a longer lead time.



Signature high cupboard and desk high credenza in white with white base.

SIGNATURE




STORAGE INTERNALS / ACCESSORIES

Shelves, Sliding and Lateral Frames are available in silver or white to complement the stylish panel base and feet.

- Available
- Not Available



Single Shelf



Sliding Filing Frame



Lateral Filing Frame

Cupboards & Credenza	800mm	1000mm	QS	Grp A
----------------------	-------	--------	----	-------

Single Shelf for Desk High Cupboards & Credenza	SRCU806SH1	SRCU106SH1	●	●
---	------------	------------	---	---

Single Shelf for Cupboards & Credenza	SRCU805SH1	SRCU105SH1	●	●
---------------------------------------	------------	------------	---	---

Sliding Filing Frame for Cupboards	SRCU80SFF	SRCU10SFF	●	●
------------------------------------	-----------	-----------	---	---

Lateral Filing Frame for Cupboards	SRCU80LFF	SRCU10LFF	●	●
------------------------------------	-----------	-----------	---	---

Tambours	800mm	1000mm	QS	Grp A
----------	-------	--------	----	-------

Single Shelf for Desk High Tambours	SRTA806SH1	SRTA106SH1	●	●
-------------------------------------	------------	------------	---	---

Single Shelf for Tambours	SRTA805SH1	SRTA105SH1	●	●
---------------------------	------------	------------	---	---

Sliding Filing Frame for Tambours	SRTA80SFF	SRTA10SFF	●	●
-----------------------------------	-----------	-----------	---	---

Lateral Filing Frame for Tambours	SRTA80LFF	SRTA10LFF	●	●
-----------------------------------	-----------	-----------	---	---

Shelves, Sliding and Lateral Frames are available in silver or white to complement the stylish panel base and feet. Simply add the colour suffix to your code when ordering: **S** Silver **W** White

- Available
- Not Available

HANDLES

We also offer a range of handles to customise the range further



Bow Handles Mosaic Handles



Matrix Handles Oval Handles



Bar Handles (as Standard)

Handles	Description	Colour	Code	QS	Grp A
---------	-------------	--------	------	----	-------

Bow Handles	Pack of 10	Silver	ACBOWS	●	●
-------------	------------	--------	--------	---	---

Mosaic Handles	Pack of 10	Silver	ACMOSAICS	●	●
----------------	------------	--------	-----------	---	---

Matrix Handles	Pack of 10	Silver	ACMATRIXS	●	●
----------------	------------	--------	-----------	---	---

Oval Handles	Pack of 10	Silver	ACOVALS	●	●
--------------	------------	--------	---------	---	---

QS: Quick Ship | **GROUP A:** Subject to a longer lead time.



Signature Tambour cupboards, cupboards and bookcases are shown in birch with white base.

STORAGE SHELF SPACING

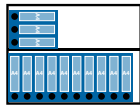
SIGNATURE 800MM WIDE

Illustrations shows 800mm wide, holding 10 box files per shelf.
Please note, for Tambour cupboards 800mm wide, unit holds 8 per shelf.

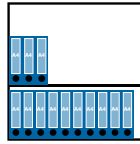
A4 BOX FILES



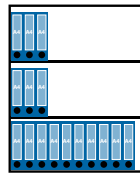
(340mm high)



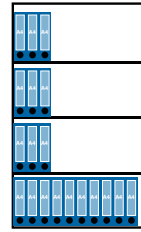
725 / 740mm High



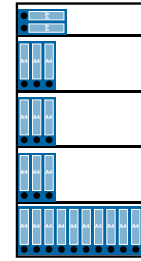
1000mm High



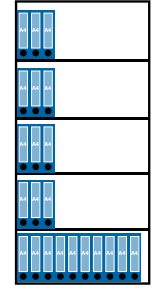
1200mm High



1600mm High



1800mm High

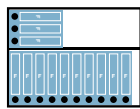


2000mm High

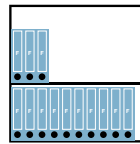
FOOLSCAP BOX FILES



(370mm high)



725 / 740mm High



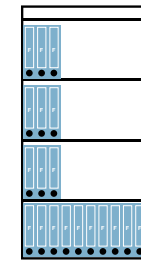
1000mm High



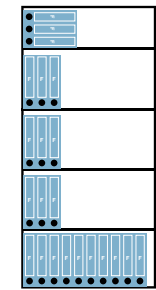
1200mm High



1600mm High

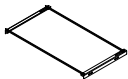


1800mm High

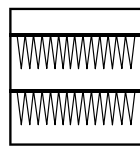


2000mm High

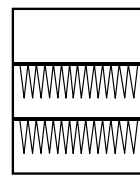
LATERAL FILING FRAMES



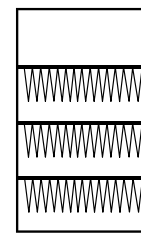
725 / 740mm High



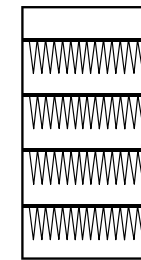
1000mm High



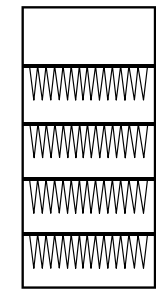
1200mm High



1600mm High

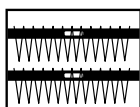
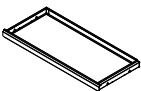


1800mm High

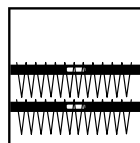


2000mm High

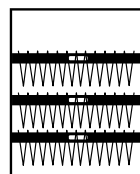
SLIDING FILING FRAMES



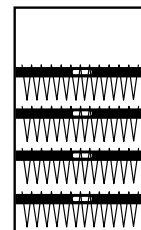
725 / 740mm High



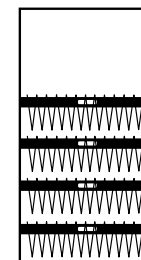
1000mm High



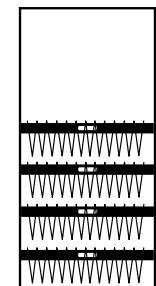
1200mm High



1600mm High



1800mm High



2000mm High

Not all products include internal fitting as standard. Please refer to individual product codes.
Box files assumed to be 70mm wide. Box file sizes are estimate and different brands may vary.

STORAGE SHELF SPACING

SIGNATURE 1000MM WIDE

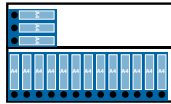
Illustrations shows 1000mm wide units hold 13 box files per shelf.

Please note, for Tambour cupboards 1000mm wide, unit holds 10 box files per shelf.

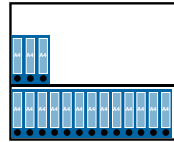
A4 BOX FILES



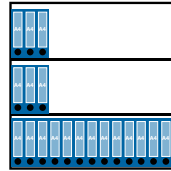
(340mm high)



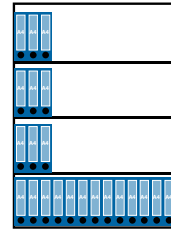
725 / 740mm High



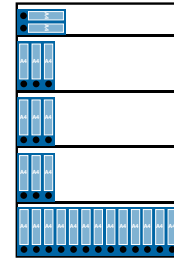
1000mm High



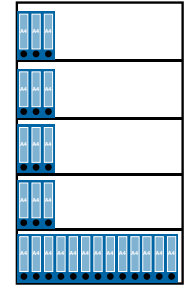
1200mm High



1600mm High



1800mm High

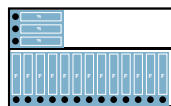


2000mm High

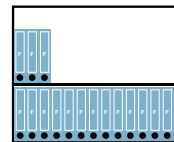
FOOLSCAP BOX FILES



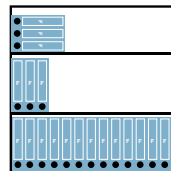
(370mm high)



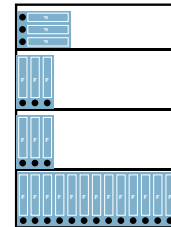
725 / 740mm High



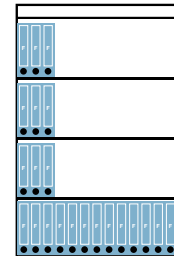
1000mm High



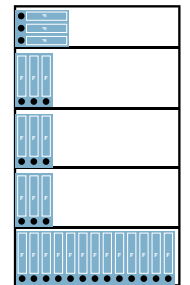
1200mm High



1600mm High

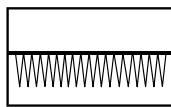
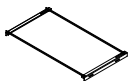


1800mm High

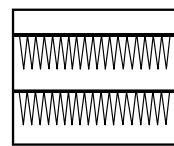


2000mm High

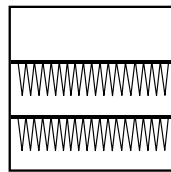
LATERAL FILING FRAMES



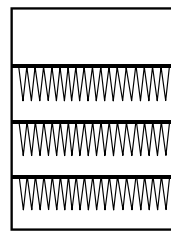
725 / 740mm High



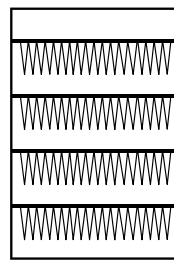
1000mm High



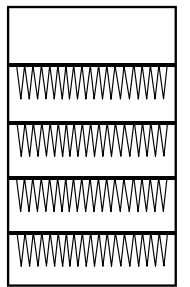
1200mm High



1600mm High

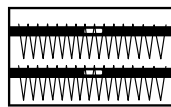
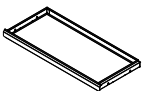


1800mm High

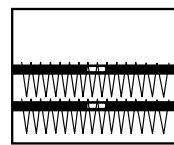


2000mm High

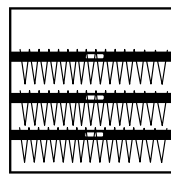
SLIDING FILING FRAMES



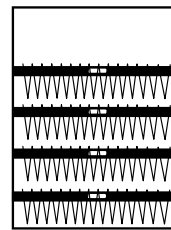
725 / 740mm High



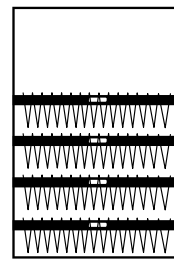
1000mm High



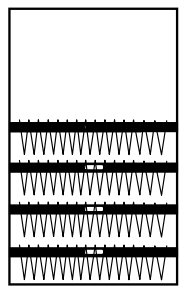
1200mm High



1600mm High



1800mm High



2000mm High

Not all products include internal fitting as standard. Please refer to individual product codes.
Box files assumed to be 70mm wide. Box file sizes are estimate and different brands may vary.



LEE & PLUMPTON

Bunns Bank | Attleborough Norfolk | NR17 1QD
T: 01953 453830 | E: sales@leeandplumpton.co.uk

leeandplumpton.co.uk



@LEEANDPLUMPTON

January 2020

E&OE January 2020

Images featured within this brochure are for illustrative purposes and appearances may vary from those shown. Due to our ongoing initiatives, Lee & Plumpton Ltd. reserve the right to change, modify or delete products at any time without notification.

