



LEE & PLUMPTON

SHOWCASE

DESIGN | QUALITY | SERVICE

HISTORY & HERITAGE

Lee & Plumptre is a family owned and operated British manufacturer of stylish contemporary furniture, established since 1974. We use premium materials sourced from responsible suppliers to create furniture tailored to the demands of the modern commercial interior.



OUR PEOPLE

We pride ourselves on our quality of product and commitment to client service.

With over 150 employees, we believe that our continued success in delivering excellence relies upon the commitment and integrity of our team. Our people are the foundation of our company values, and we strive to continuously improve our service to you.



Our furniture is designed and manufactured at our 200,000 square foot factory, set in 20 acres of land in the East of England.



QUALITY

Continuous investment in facilities and training, coupled with a dedicated workforce and strong supplier relationships ensures the quality, consistency and reliability our customers expect.

We will deliver your goods to you with the utmost care.



We deliver throughout the United Kingdom. Rapid order turnaround is guaranteed via our weekly scheduled deliveries and on many items we also offer Quick Ship delivery within 5 days of your order deadline date.



SALES SUPPORT

We offer a wide range of support services exclusively to our Approved Partners.



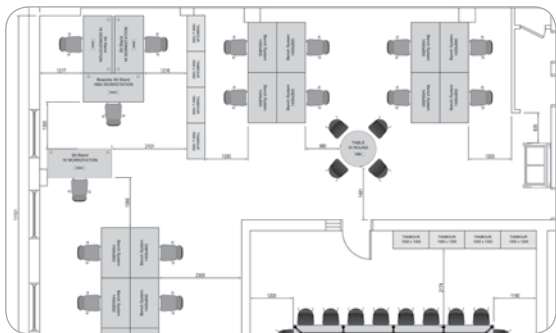
Your Personal Account Manager and our Customer Services team will support you from the simplest to the most complex projects.

You can access a range of resources online. As well as detailed 2D and 3D CAD blocks, we also have an extensive library of product images, marketing literature, assembly instructions, certificates and accreditations.

SPACE PLANNING

Using the latest design technology, our skilled team are able to create space plans to ensure the best layout for your project. We can recommend layouts, and advise which products might be best suited to your needs.

You can download 2D and 3D CAD blocks directly from our website.



CGI IMAGERY

Our in house CGI department produces accurate and realistic visuals of our existing product portfolio and bespoke imagery. From individual products shots to complete room scenes, our images are available to download directly from our website.




Ascend rectangular desks in white shown with Heydon chairs (birch back with arms and spider legs).

RESPONSIBLE MANUFACTURING

We recognise our responsibility to consider all aspects of our manufacturing processes in terms of environmental impact. We are committed to continually improving the ways in which we can protect the environment, including the reduction of pollution and waste.



Our recovery and recycling initiatives cover 66% of the waste we produce and the remaining 34% is processed as waste to energy (WTE).




Lee & Plumptre desks, tables and workstations comply with BS EN 527-1:2011. Review our credentials and certifications online at www.leeandplumpton.co.uk

PRODUCT OVERVIEW



INMOTION



AURABENCH



DUTY



SATELLITE



SPIRE TABLE



LIBRA



GALAXY



ATMOSPHERE



ASCEND



GEODESK



DOMINOBEAM



SMARTTOP



SPIRE




SLED



BARREL & OVAL TABLES



CHAIRS & STOOLS



BOOTHS




TABLES



TASK SEATING



SIGNATURE STORAGE



ELECT

HEYDON CHAIRS



SOFT SEATING



ACCESSORIES



LIBERTY LOCKERS

INFINITY STORAGE



Back to back and single InMotion desks in white shown with Moulton chairs. Infinity cupboards in white are also featured. Azur 2 seater sofas and reception unit in white. Duty desks are shown on the upper level in white.

INMOTION

InMotion desks move effortlessly between standing and sitting heights for your optimum working position.



Available in single or back to back versions to make the most of your project space.



Electric

or



Manual

ERGONOMIC MOVEMENT

- Electric or manual.
- Single or back to back.
- Choice of four widths.
- Easy to install.
- Silver or white frame.
- Choice of work top finishes.
- Optional cable management.
- Four setting control panel available.



AuraBench rectangular set of 6, shown in light oak with black frames (bespoke option) and black narrow pedestals. Also features Executive triple toolrail screens and Moulton task chairs.

AURABENCH

A floating top bench system with sleek styling and robust build quality. Ideal for large open plan environments.



All bench systems are supplied with integrated cable management to span the full width of the desk configuration.



AuraBench table in walnut shown with Brandon meeting chairs.

FLEXIBILITY TO GROW

- Single desk or 2,4,6,8 bench.
- Plus two retro-fit.
- All bench systems are supplied with easy access cable management.
- Silver, white or matt black frame.
- Choice of work top finishes.
- Table and return desks to complete the installation.

DUTY

Duty features a stylish floating desktop design with your choice of a goalpost leg frame or a supporting pedestal.

The curved modesty panel sweeps into the supporting pedestal to create a distinctive contrasting colour finish.



Detla desks in a pod of 3 in walnut with white frames and desk high pedestals also in walnut.

Choose from a wide range of desk shapes and sizes to adapt to a variety of spaces.

PRACTICAL STYLE

- 360° design.
- Wide range of desk formats.
- Silver or white frame.
- Choice of work top finishes.
- Height selectable frame (from 650 to 850mm) available.
- Matching meeting points and pedestals.




Duty rectangular desk with pedestal supporting leg and modesty panel is shown centre with Duty crescent desks with desk high pedestals all in beech with white frames. All desks feature Moulton task chairs. In addition, a Spire circular meeting table with a bespoke colour top and a white frame with Lingwood stools (K leg style, beech)



Crescent conference desk in light oak with white panel ends and a metal modesty panel. Azur armchairs are also featured with a square Elect coffee table in light oak, along with Signature filing cabinets in light oak.


ATMOSPHERE

An executive range of office furniture available in a selection of shapes including crescent conference and delta.



Double wave bow desk in walnut shown with a Raworth task chair.

Adaptable design, from managerial desks to multi-functional workspaces.



Delta desks in white with silver frames, set in pods of 3. Shown with standard screens and Salhouse task chairs.

- Panel or cantilever leg.
- Range of desk formats.
- Silver or white frame.
- Choice of work top finishes.
- Optional cable management.



A set of rectangular beam desks configured back to back with plus-one desks in beech with silver frames. Moulton task chairs are also featured.

DOMINOBEAM

DominoBeam provides a complete cable managed solution.



Removable cover plates feature on the inside of each leg allowing the wires to be easily concealed.



Crescent desks in a group of 4 in walnut with silver frames. Mobile pedestals are positioned under the desk.

SHARED LEG FRAME

- Easy access integrated cable management.
- Clean lines, distinctive features.
- Silver or white frame.
- Choice of work top finishes.
- Plus-one desk option available for larger installations.

LIBRA

An adaptable bench system, the Libra desk is modular and scalable to grow with business needs. An affordable solution that is easy install in busy working environments.



Bench set of 4 desks with white frame and birch top. Shown with Executive single toolrail screens and Moulton chairs.



Linear set of 4 desks in white with Moulton chairs.

- Clean simple lines.
- Robust build quality.
- Desk modesty panels included.
- Easy to install.
- From single desk up to linear sets of 4.
- From double to eight bench desks.
- Silver or white frame.
- Choice of work top finishes.
- Optional cable management.



Libra bench, sets of 8 in birch with white frames shown with standard screens and Paston task chairs. Rapid soft seating is also featured with a square Elect coffee table in birch.



Rectangular Spire table in beech with chrome effect frame shown with Heydon chairs (birch back, no arms, spider legs).

SPIRE

Distinctive tables ideal for high profile spaces where first impressions count. From a reception area to a corporate boardroom, Spire tables will set the scene with style.



Square meeting table shown with a Lingwood chair (E leg style).



Power modules are ideal for boardroom tables, available in a variety of configurations providing you with power, data and media connections.

- Variety of table top shapes: rectangular, square, circular and oval.
- Large range of size formats with seating up to 18 people.
- Silver, white, matt black and chrome paint frame.
- Choice of work top finishes.
- Cable management and power, data and USB charging modules available.

ASCEND

Ascend is a contemporary desk range with an elegant A-leg frame that is positioned at a 100° angle.



Pedestals in the range are angled to complement the frame.



1600mm meeting table shown with Lingwood chairs (leg style K).

Ascend tables offer a stylish solution for breakout and conference areas.

ELEGANT STYLE

- Stylish A-frame leg
- White frame.
- Choice of work top finishes.
- Optional return desk
- Meeting tables.
- Pedestals to complement the desk.
- Optional cable management.



Rectangular Ascend desks in beech with white frames, shown with Ranworth task chairs.



Signature side filers are shown on the end of the Libra bench desk with 4 drawer filing cabinets and desk high credenza units on the left of the room. Bookcases are shown at the back of the room with desk high tambour cupboards to the right. All storage is shown in white with a white base.

SIGNATURE

Signature is a comprehensive storage collection. Choose from a wide selection of bookcases, cupboards, tambour units, filing cabinets, credenza units, fixtures and fitments.



Signature credenza unit and cupboard in white with white base.

- Unified range of 5 storage formats.
- 2 widths available 800 and 1000 wide.
- 500mm deep tall storage units.
- 600mm deep desk high units.
- Distinctive base and feet in silver or white.
- Choice of wood finishes.
- Add shelves, sliding & lateral filing frames to customise your storage.
- Optional espagnolette locks for added security.



From left to right: 4 shelf unit (combination 6), 3 shelf unit (combination 5)
2 shelf unit (combination 1), 1 shelf unit (combination 1) all in beech.

INFINITY

Infinity is a modular storage and display system which can be scaled and altered to meet your needs.



Infinity 4 shelf unit combination 7 and 1 shelf bookcase all in white.

Easily Adaptable

Designed to provide a multitude of configurations by using various size units, adjustable shelves and door options, Infinity will scale to your requirements.

- Ready made combinations.
- Create your own design combination.
- 5 unit heights.
- Choice of wood finishes.
- Frosted or clear glass, or solid doors.
- Additional shelves and soft close hinges available.

MADE TO MEASURE

One of our greatest strengths is the ability to design, manufacture and deliver bespoke furniture.

With its own production unit and dedicated team, our bespoke service offers tailor-made solutions that will transform your specifications into reality.



RECEPTION DESK

The reception area is one of the first rooms that any visitor will see upon arrival. A stylish Atmosphere reception desk will help to create a great first impression.



PLANAR TABLES

Planar tables with bespoke colour designs are ideal for breakout and canteen areas.



MEDIA WALL

We are often asked to incorporate audio visual solutions in our furniture designs.

CUSTOM COLOUR DESIGN

Create a unique look with a bespoke colour design. Customise our Liberty Lockers with different colour patterns.



DESIGN | MADE | DELIVERED



“Use our bespoke department as an extension of your own business to provide your clients with high quality tailored solutions”



MOBILE CLASSROOM CUPBOARD

This compact, mobile storage unit is ideal for training and classrooms and has already proven to be a popular product for schools.

TABLES & BOOTHS

Combine our table and seating ranges, to create breakout spaces that encourage collaborative working as well as comfortable spaces to meet, work or relax. Booths enable you to define spaces and create privacy.



Amity media booths with booth table in white and soft stools.

Add integrated power modules to transform tables into an interactive modern workspace.



Shown Right -
Planar tall tables with bespoke colour combination; white tops and birch panel sides shown with Ashby high stools. In the centre of the image is Rapid soft seating and round Elect coffee tables in birch. Amity media booths with additional tables are also featured. Sled tables with bench seating in birch and black frames are shown towards the back of image.






CHAIRS & STOOLS

Stylish and durable communal seating

The lightweight yet robust design of our chairs and stools range is easy to maintain and clean, making them ideal for heavy traffic areas.

You can choose from a multitude of colours, fabric and leg options, from subtle and sophisticated to bright and vibrant.



Lingwood mid height stools in turquoise and white. Shown with Sled tables with a silver frame and white tops.



Amity booth with additional table. Rapid modular seating combined with our stools and a round Elect coffee table.

SOFT SEATING

Our extensive soft seating collection includes everything from armchairs and sofas, to modular units, as well as booths and stools. Our comprehensive range is suited to all commercial interiors.



Cavil 2 seater sofas shown with a square Elect coffee table in white.

Choose from a variety of colours and textures to blend with, or add accents to your scheme.



All seating is made to order and manufactured to a high specification with a solid beech frame construction.

Our team will be happy to advise on the most suitable product for your project.



TASK SEATING



Lenwade



Paston



Drayton



Ranworth



Moulton



Salhouse



LEE & PLUMPTON

Bunns Bank | Attleborough Norfolk | NR17 1QD
T: 01953 453830 | E: sales@leeandplumpton.co.uk

leeandplumpton.co.uk

January 2020

E&OE January 2020

Images featured within this brochure are for illustrative purposes and appearances may vary from those shown. Due to our ongoing initiatives, Lee & Plumptre Ltd. reserve the right to change, modify or delete products at any time without notification.

