



LEE & PLUMPTON

Inspiration At Work



FURNITURE COLLECTION 2022



LEE & PLUMPTON

Lee & Plumptre is a family owned and operated manufacturer of stylish, contemporary furniture. Established in 1974, the Company is a champion for British design and manufacturing with a commitment to quality, service and sustainability.

Based at its 200,000 square foot manufacturing facility in Norfolk, the Company's infrastructure includes wood, metalwork and upholstery facilities together with extensive warehousing and inhouse logistics.



established 1974

A COMMITMENT TO SERVICE

Dedicated Customer Service

The values of Integrity, Commitment, Development, Accountability and Teamwork underpin the culture and aspirations of the Company. We strive to design and develop an extensive portfolio of quality products which combine aesthetics and practicality to offer Best Value solutions. The ongoing monitoring of every aspect of the business ensures we are able to implement continuous improvements to maintain our determined commitment to customer service.



Inhouse Delivery Fleet

We operate and manage our own delivery fleet and are targeted for accurate, on time order fulfillment. Rapid turnaround is guaranteed by our weekly scheduled deliveries and, on many items, we also offer a 'Quick Ship' service. Standard deliveries are free of charge with next day delivery on stocked items or customer collection (with 24 hours' notice) also available.

- Quick Ship: Products delivered within 5 working days from your order deadline date.
- Group A: Products subject to a longer lead time (typically 3 weeks).



Extensive Stock Holding

Our 200,000 square feet manufacturing base includes an extensive warehousing facility. We hold stock of an estimated 50,000 items which includes raw materials and finished goods.

This substantial financial investment provides a further demonstration of our determined commitment to the highest levels of customer service.

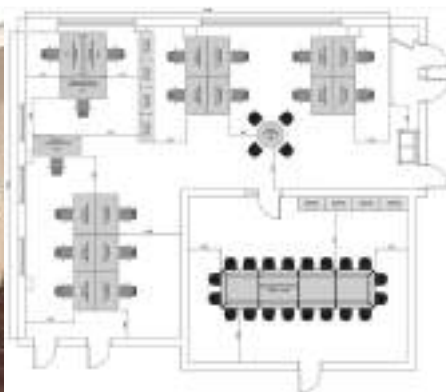


INHOUSE EXPERTISE

Bespoke Design

Unlike many manufacturers, we are able to develop customised solutions to match each client's precise requirements. With its own production unit and dedicated team, our Bespoke department can design and manufacture products from original 'sketches' or develop existing range items to customised specifications.

Your dedicated account manager, together with a member of the Bespoke team, will work with you to develop a solution to match your requirement and budget.



Planning & Design

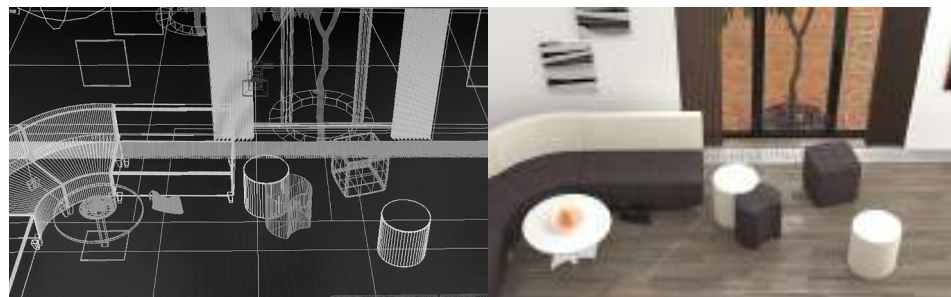
Our highly experienced designers are available to offer expert space planning and design services. Working from simple sketches or architect plans, we can recommend product choice, configurations and finishes to match desired outcomes and available budget.

We are able to advise regarding effective space utilisation and also work collaboratively to consider lighting, team requirements, storage as well as existing building services and future reconfigurations of any environments.

CGI Expertise

We have an extensive library of product images together with a portfolio of 3D CAD files. Customers can download files from our web site or upon request.

The wide choice of CGI, photo-realistic room scenes can help visualise proposed interiors, colours, and designs.



Sales & Customer Support

We know relationships are important. Our nationwide sales team offers 'face to face' meetings to provide expert support, advice and guidance as well as facilitating access to our extensive inhouse services including customised marketing materials, product samples and collaborative events.

Each and every order is carefully monitored and tracked by our customer services team. Fully trained advisors provide a dedicated point of contact to manage queries and requests as well as full after-sales support.

A COMMITMENT TO QUALITY

Continuous investment in facilities and training, coupled with a dedicated workforce and strong supplier relationships, ensures the quality, consistency and reliability our customers expect. The management and measurement of our internal processes and procedures drives our quest for development and improvement and, therefore, ongoing customer satisfaction.

We have an established reputation for the supply of robust, quality products. We design and manufacture to comply with relevant British and international standards – covering dimensions; ergonomics; strength & stability; moving parts; fire regulations; and electrical systems. The inherent strength and durability means that our products will withstand the rigours of daily ‘wear and tear’ thus extending the lifecycle.

Copies of our credentials and certifications are available at leeandplumpton.co.uk



Quality Management
System BS EN ISO
9001



Environmental Management
System BS EN ISO 14001



Occupational Health And
Safety Management System
OHSAS 45001 (OH&S)



British Contract
Furnishing Association
(BCFA)



Established 1987

Commercial Furniture
Advisory Service (CFAS)



Members Of Furniture
Industry Research
Association (FIRA)



RESPONSIBLE MANUFACTURING

As a major manufacturer, we recognise our responsibility to consider all areas of our business in terms of environmental impact. From management, administration and product design through to facilities management and logistics together with manufacturing processes and procedures, we strive to introduce positive changes to protect the planet.

Our efforts embrace the full spectrum of business activities including reductions in carbon emissions through to waste prevention, recycling initiatives, transportation, investment in solar power and procurement practices. Sustainability and circularity principles are embedded within our product design and development processes. We are committed to minimising our carbon impact and working towards a greener future.

Environmental Management

We measure and assess our efforts through our integrated Environmental Management System. Registered to ISO 14001: 2015, our system incorporates clear objectives which are monitored and measured through a documented programme with regular reviews for continuous improvement.



Chain of Custody

Our Chain of Custody certification (COC) with the Forest Stewardship Council® (FSC®) represents the unbroken path that certificated products take, from the sustainably managed forests of origin, to the consumer.



Sustainability

Created in 2006, the Furniture Industry Sustainability Programme (FISP) has become established as the furniture industry forum on all environmental and sustainability issues. These considerations relate to all aspects of the industry's business, from purchasing and procurement through to end of product life, including social, ethical and employment concerns as well as waste, energy and emissions.

We have achieved full membership of FISP and this enables us to focus on reducing our social and environmental impact. We have been proud members of the Furniture Industry Sustainability Programme (FISP) since 2007. Membership is subject to regular independent re-audits to monitor our continuing commitment.



Energy Management

Our energy management strategy includes a number of practices to minimise usage throughout all areas of the business. In addition, in the last year our solar panels have generated over 160,000 Kwh of electricity. Nearly half of the output is returned to the National Grid – sufficient to power 26 three/four bedroom homes for a year.



Zero to landfill

As a conscientious and socially responsible manufacturer, we're extremely proud to say that we send zero waste to landfill



Our production processes maximise material usage to minimise waste



Materials are selected to ensure any waste has maximum recycling potential. Any waste is collected for reuse or recycling



In the last year, we recycled 194 tonnes of sawdust – the equivalent weight of 32 African elephants



We also recycled 8 tonnes of cardboard – that's the equivalent weight of over 6 adult rhinos



Waste is sent to a state-of-the-art facility capable of generating renewable energy



Mechanical sorting techniques combined with manual quality checks enable over 95% of material to be reprocessed into new products

As part of our ISO EN BS 14001 certificated environmental management system we continually strive to minimise waste



Standalone Desking

Ascend.....12-15

Duty.....16-25

Atmosphere Select.....26-35

Atmosphere Workplace...36-45

Satellite Cantilever.....46-53

Satellite Panel.....54-61

Galaxy.....61-64

p. 11-64



Bench Desking

AuraBench.....66-78

Geo.....79-82

DominoBeam.....83-88

Libra.....89-94

p. 65-94



Sit/Stand Desking

InMotion.....96-100

p. 95-100



Executive Desking

Spire.....102-107

Atmosphere Executive.....108-116

p. 101-116



Screens

Executive.....118

Perspex.....119

Standard.....120

p. 117-120



Accessories

Monitor Arms.....	122-126
Pedestal Accessories.....	127
Cable Management.....	128-129
Power Modules.....	130-131
Chair Mats.....	132
Anti-Fatigue Mats.....	133

p. 121-133



Specialist Desking

StudyHub.....	136-139
SmartTop.....	140-143
Receptions.....	144-146

p. 135-146



Seating

Task Seating	147-160
Hevingham.....	149-150
Ranworth.....	151-152
Walcott.....	153
Toftwood.....	154
Paston & Lenwade.....	155
Oxborough.....	156
Iloa.....	157-160
Soft Seating	235-253
Mount.....	236-239
Amity.....	240-242
Rapid.....	243-245
Dual.....	246
Soft Stools.....	247
Azur.....	248-250
Cavil.....	251-252
Cushions.....	253

p. 147-160

p. 235-253



Tables & Breakout

Spire Tables.....	162-167
Barrel & Oval Tables....	168-170
Tilt-Top Tables.....	172-174
Folding Tables.....	175-177
Durable Tables	178-180
Everyday Tables.....	181-184
Planar Benches.....	185-187
Sled Benches.....	188-190
Elect Tables.....	191-193
Coordinating Tables.....	194-196
Heydon Chairs & Stools.....	198-200
Brandon Chairs.....	201
Ashby Chairs.....	202
Lingwood Chairs.....	203-204
Wroxham Chairs.....	204
Holt & Carbrooke Chairs.....	205
Active Flexible Working.....	208-210

p. 161-210



Storage

Signature.....	212-219
Signature Recycling....	220-221
Signature Grow.....	222-223
Infinity.....	224-229
Liberty Lockers.....	230-232
Pigeonhole Units.....	233-234

p. 211-234

Fabric Options, pages **254-259**

How to Order & General Information, pages **260-263**.

Pricing: RRP August 2022 v1

Desking - Choice and style to match your requirements

Developed by our inhouse design team, our portfolio of standalone and bench desking has been created to match particular needs and requirements – including functionality, style and price point. All are manufactured to relevant BS / EN standards.

Standalone Desks

Standalone desks offer greatest flexibility for future-proofing. Manufactured as a single, freestanding unit, each desk can be moved independently and relocated within the office.

Ascend - p. 12

Ascend combines practical features with a retro-design style. The coordinating pedestals also incorporate the distinctive angled profile.

Duty - p.16

Duty offers a highly distinctive modern style including a 'floating' appearance worksurface. The integrated pedestal version has an attractive contrast feature and a hidden compartment for neat storage of cabling. Unique to our Duty range is the height selectable option.

Atmosphere Select p. 26 & Atmosphere Workplace p. 36

The Atmosphere Select range includes a unique wooden infill detail to coordinate or contrast with the desk surface. A perfect choice for a distinguishing identity within the office environment. Atmosphere Workplace's visually striking, contemporary leg frame design is complemented by the range of configurations to create functional workspaces.

Satellite Cantilever - p. 46 & Satellite Panel p. 54

The practical 'work horse', Satellite incorporates a wide range of shapes and sizes including integrated meeting points. The two distinct ranges offer the choice of a metal cantilever leg frame or a wooden panel design.

Galaxy - p. 62

Galaxy's design has passed the test of time – it's a popular choice for many environments including homeworking.

Bench Desking

Bench desking is designed to create space efficient, practical work settings. Offering the financial benefit of shared components, such as legs and cable management, bench systems are generally specified in open plan, collaborative environments.

AuraBench - p. 66

Our 'flagship' product, AuraBench combines stylish, aesthetic design features with robust manufacturing. The beautiful curved leg frame supports a 'floating' desk top. Beneath AuraBench's good looks is a high volume cable management system.

Geo - p. 79


Geo marries sleek, minimalist design with practicality. Featuring an inset intermediate leg, Geo's 4-desk configuration is ideal for 'kitchen table' style working.

DominoBeam - p. 83

A highly practical, robust solution for fully cable managed desking. The heavy duty centre rails provide excellent rigidity and the 'Plus One' option offers maximum versatility.

Libra - p. 89

Libra's scalable design can readily accommodate evolving requirements. From a single desk to sets of eight workstations, Libra also includes optional, easy access cable management.



STANDALONE DESKING



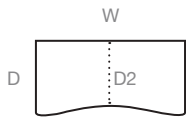
ASCEND



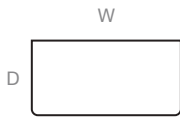
Features & Details

- Retro design styling with a modern twist.
- Choice of configurations to create individual workspaces.
- Coordinating pedestals to complement the angled leg frame design.
- Cable management available.
- 25mm worksurfaces.

Desk Shapes

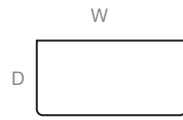


Double Wave

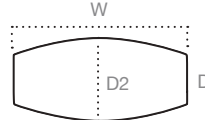


Rectangular

Table Shapes



Rectangular



Barrel



DESK SPECIFICATION

- 25mm desk top made from grade E1 melamine faced high density particle board.
- Metal frame with 1.5mm wall thickness.
- 18mm wooden modesty panel.
- Scallop design at the back of the worksurface and top of the modesty panel provides easy access to cable management.
- Cable management trays can be purchased separately.
- Optional return can be positioned beneath desk surface.

PEDESTAL SPECIFICATION

- 25mm top and base, all other panels 18mm.
- Integral central locking, 2 keys are supplied.
- Height levelling feet / castors are supplied.

Pedestal Finishes

Pedestal are available in white with a choice of wood finish on drawer fronts, desk high units also include matching top as well as drawer fronts.

TABLE SPECIFICATION

- 25mm table top made from grade E1 melamine faced high density particle board.



QUICK SHIP


Not available

Wood finishes are heat, stain and scratch resistant when used for their intended purposes.

Please add the metal and wood suffix to your code when ordering eg: ASRE16AFWBI

GROUP A

Metal Finishes



W White

Wood Finishes



BI Birch



MA Maple




WA Walnut



NN Natural
Nebraska Oak



BE Beech



WH White



LO Light Oak



GN Grey
Nebraska Oak

QS: Quick Ship | **GROUP A:** Subject to a longer lead time.

● Available
○ Not Available

DOUBLE WAVE DESK



W x D x D2 x H (mm)	Code	QS	Grp A	RRP
1200 x 800 x 600 x 740	ASDW12AF	○	●	£385.65
1400 x 800 x 600 x 740	ASDW14AF	○	●	£422.93
1600 x 800 x 600 x 740	ASDW16AF	○	●	£441.78
1800 x 800 x 600 x 740	ASDW18AF	○	●	£473.23

RECTANGULAR DESK



W x D x H (mm)	Code	QS	Grp A	RRP
1200 x 800 x 740	ASRE12AF	○	●	£389.70
1400 x 800 x 740	ASRE14AF	○	●	£425.50
1600 x 800 x 740	ASRE16AF	○	●	£445.00
1800 x 800 x 740	ASRE18AF	○	●	£476.48

RETURN DESK



W x D x H (mm)	Code	QS	Grp A	RRP
1000 x 600 x 708	ASDR10AF	○	●	£317.15
1200 x 600 x 708	ASDR12AF	○	●	£339.73

CABLE TRAYS



W x D x H (mm)	Description	Code	QS	Grp A	RRP
600 x 107 x 60	Fits 1200mm desk	ASCTRAY12	○	●	£38.13
800 x 107 x 60	Fits 1400mm desk	ASCTRAY14	○	●	£30.75
1000 x 107 x 60	Fits 1600mm desk	ASCTRAY16	○	●	£50.65
1200 x 107 x 60	Fits 1800mm desk	ASCTRAY18	○	●	£65.35

PEDESTALS



Mobile
2 Drawer



Mobile
3 Drawer



Under Desk
2 Drawer



Under Desk
3 Drawer



Desk High
2 Drawer



Desk High
3 Drawer

Pedestals	W x D x H (mm)	QS	Grp A	2 Drawer	RRP	3 Drawer	RRP
Mobile	400 x 685 x 598	○	●	ASMP68D2	£303.03	ASMP68D3	£319.98
Under Desk*	403 x 685 x 709	○	●	ASUP68D2	£343.25	ASUP68D3	£360.83
Desk High	403 x 800 x 740	○	●	ASDP80D2	£381.35	ASDP80D3	£398.83

*Please note the under desk pedestal will protrude if placed under a double wave desk. Please ask for details.

QS: Quick Ship | **GROUP A:** Subject to a longer lead time.

● Available
○ Not Available



Pedestals in the Ascend range are angled to complement the table frame.

ACTIVE PEDESTAL



2 Drawer

3 Drawer

Pedestal with Silver Handle	W x D x H (mm)	Code	QS	Grp A	RRP
2 Drawer	400 x 600 x 580	AVMP60D2	○	●	£295.11
3 Drawer	400 x 600 x 580	AVMP60D3	○	●	£309.54

Full details see pages 208-210. Cushion sold separately.

ACTIVE CADDY



Caddy with Silver Handle	W x D x H (mm)	Code	QS	Grp A	RRP
With Doors	800 x 400 x 580	AVMC80SD	○	●	POA
Without Doors	800 x 400 x 580	AVMC80ND	○	●	POA

Full details see pages 208-210. Cushion sold separately.

ACTIVE CUSHION



Pedestal Cushion

Caddy Cushion

Cushion	W x D x H (mm)	Code	Group 1	Group 2	Group 3	Group 4	Group 5+
Pedestal	400 x 600 x 30	AVMPCU60G	POA	POA	POA	POA	POA
Caddy	400 x 400 x 30	AVMCCU80G	POA	POA	POA	POA	POA

Full details see pages 208-210. For fabric options see page 254-259.

RECTANGULAR MEETING TABLE



W x D x H (mm)	Code	QS	Grp A	RRP
1200 x 800 x 740	ASAB12AF	○	●	£471.18
1600 x 800 x 740	ASAB16AF	○	●	£565.85
1800 x 800 x 740	ASAB18AF	○	●	£598.65

BARREL MEETING TABLE



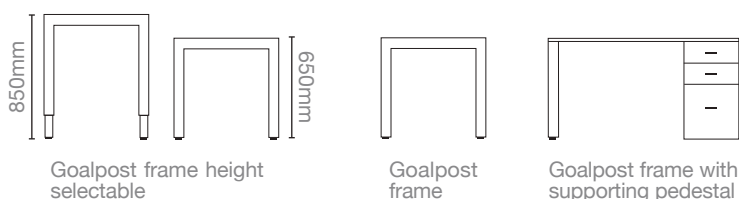
W x D x D2 x H (mm)	Code	QS	Grp A	RRP
2500 x 800 x 1000 x 740	ASAB25AF	○	●	£778.58

DUTY

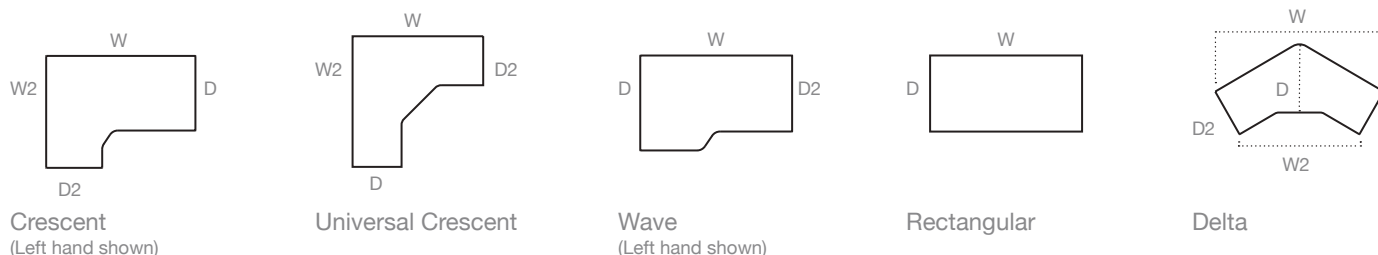


Features & Details

- Distinctive modern look for contemporary interiors.
- Neat cable management to maintain design aesthetics.
- Height settable version.
- Versatility and choice in shapes and configurations.
- 25mm worksurfaces.



DESK SHAPES



SPECIFICATION

- Floating desktop design made from 25mm grade E1 melamine faced high density particle board.
- A strong goalpost frame provides stability.
- A straight modesty panel is available to purchase separately for goalpost frames.
- Pedestal supporting desks include a distinctive, and curved design with a colour contrast finish creating an attractive feature for freestanding configurations.

CABLE PORTS

- All desks feature two white round cable ports. Two round cable ports are built into the supporting and 800mm desk high pedestals as part of the cable management system.

CABLE MANAGEMENT

- Cable management trays are available separately.

PEDESTAL SPECIFICATION

- 25mm top and drawer fronts with an 18mm unit.
- Silver bar handles.
- Mobile under desk pedestals have castors as standard.
- Desk high pedestals have height levelling feet as standard.
- Pedestal supporting desks and 800mm desk high pedestals feature twin cable ports and a 'hidden' back panel for neat cable management.

QUICK SHIP

Not available

Wood finishes are heat, stain and scratch resistant when used for their intended purposes.

Please add the metal and wood suffix to your code when ordering eg: DUCR16SFL**WBI**



'Hidden' back panel is ideal for neat and tidy cable management.

GROUP A


Metal Finishes



S Silver

W White

Wood Finishes



BI Birch

MA Maple

WA Walnut

NN Natural
Nebraska Oak

BE Beech

WH White

LO Light Oak

GN Grey
Nebraska Oak

QS: Quick Ship | **GROUP A:** Subject to a longer lead time.

● Available
○ Not Available

GOALPOST & HEIGHT SELECTABLE FRAME

CRESCENT DESK



Left hand shown

W x W2 x D x D2 x H (mm)		QS	Grp A	Standard Frame	RRP	Height Selectable	RRP
1600 x 1200 x 800 x 600 x 740	LH	○	●	DUCR16SFL	£531.35	DUCR16HSL	£691.20
1800 x 1200 x 800 x 600 x 740	LH	○	●	DUCR18SFL	£598.45	DUCR18HSL	£758.25
1600 x 1200 x 800 x 600 x 740	RH	○	●	DUCR16SFR	£531.35	DUCR16HSR	£691.20
1800 x 1200 x 800 x 600 x 740	RH	○	●	DUCR18SFR	£598.45	DUCR18HSR	£758.25

UNIVERSAL CRESCENT DESK



W x W2 x D x D2 x H (mm)		QS	Grp A	Standard Frame	RRP	Height Selectable	RRP
1400 x 1400 x 600 x 600 x 740		○	●	DUUC14SF	£548.58	DUUC14HS	£708.43
1600 x 1600 x 600 x 600 x 740		○	●	DUUC16SF	£677.25	DUUC16HS	£837.10

WAVE DESK



Left hand shown

W x D x D2 x H (mm)		QS	Grp A	Standard Frame	RRP	Height Selectable	RRP
1400 x 1000 x 800 x 740	LH	○	●	DUWV14SFL	£373.08	DUWV14HSL	£511.60
1600 x 1000 x 800 x 740	LH	○	●	DUWV16SFL	£390.48	DUWV16HSL	£529.00
1800 x 1000 x 800 x 740	LH	○	●	DUWV18SFL	£443.35	DUWV18HSL	£581.88
1400 x 1000 x 800 x 740	RH	○	●	DUWV14SFR	£372.75	DUWV14HSR	£511.28
1600 x 1000 x 800 x 740	RH	○	●	DUWV16SFR	£390.48	DUWV16HSR	£529.00
1800 x 1000 x 800 x 740	RH	○	●	DUWV18SFR	£443.35	DUWV18HSR	£581.88

Duty height selectable frames offer height adjustment from 650mm – 850mm



QS: Quick Ship | **GROUP A:** Subject to a longer lead time.

● Available
○ Not Available

RECTANGULAR DESK



W x D x H (mm)	QS	Grp A	Standard Frame	RRP	Height Selectable	RRP
600 Deep						
1000 x 600 x 740	○	●	DURS10SF	£207.10	DURS10HS	£345.63
1200 x 600 x 740	○	●	DURS12SF	£271.05	DURS12HS	£409.58
800 Deep						
1200 x 800 x 740	○	●	DURE12SF	£299.43	DURE12HS	£437.93
1400 x 800 x 740	○	●	DURE14SF	£333.70	DURE14HS	£472.18
1600 x 800 x 740	○	●	DURE16SF	£345.33	DURE16HS	£483.85
1800 x 800 x 740	○	●	DURE18SF	£400.95	DURE18HS	539.48

DELTA DESK



W x W2 x D x D2 x H (mm)	QS	Grp A	Standard Frame	RRP	Height Selectable	RRP
2079 x 1477 x 830 x 600 x 740	○	●	DUDL12SF	£591.40	DUDL12HS	£751.23

SUPPORTING PEDESTAL, WITHOUT MODESTY

WAVE DESK



Left hand shown

W x D x D2 x H (mm)	QS	Grp A	2 Drawer	3 Drawer	RRP	
1400 x 1000 x 800 x 740	LH	○	●	DUWV14PSL2	DUWV14PSL3	£536.80
1600 x 1000 x 800 x 740	LH	○	●	DUWV16PSL2	DUWV16PSL3	£562.45
1800 x 1000 x 800 x 740	LH	○	●	DUWV18PSL2	DUWV18PSL3	£590.00
1400 x 1000 x 800 x 740	RH	○	●	DUWV14PSR2	DUWV14PSR3	£537.10
1600 x 1000 x 800 x 740	RH	○	●	DUWV16PSR2	DUWV16PSR3	£562.45
1800 x 1000 x 800 x 740	RH	○	●	DUWV18PSR2	DUWV18PSR3	£590.00

RECTANGULAR DESK



Left hand shown

W x D x H (mm)		QS	Grp A	2 Drawer	3 Drawer	RRP
1400 x 800 x 740	LH	○	●	DURE14PSL2	DURE14PSL3	£498.03
1600 x 800 x 740	LH	○	●	DURE16PSL2	DURE16PSL3	£360.35
1800 x 800 x 740	LH	○	●	DURE18PSL2	DURE18PSL3	£547.58
1400 x 800 x 740	RH	○	●	DURE14PSR2	DURE14PSR3	£498.03
1600 x 800 x 740	RH	○	●	DURE16PSR2	DURE16PSR3	£360.35
1800 x 800 x 740	RH	○	●	DURE18PSR2	DURE18PSR3	£547.58

QS: Quick Ship | **GROUP A:** Subject to a longer lead time.

● Available
○ Not Available

SUPPORTING PEDESTAL, WITH MODESTY

WAVE DESK



Left hand shown

W x D x D2 x H (mm)		QS	Grp A	2 Drawer	3 Drawer	RRP
1400 x 1000 x 800 x 740	LH	○	●	DUWV14PSML2	DUWV14PSML3	£589.43
1600 x 1000 x 800 x 740	LH	○	●	DUWV16PSML2	DUWV16PSML3	£623.58
1800 x 1000 x 800 x 740	LH	○	●	DUWV18PSML2	DUWV18PSML3	£660.28
1400 x 1000 x 800 x 740	RH	○	●	DUWV14PSMR2	DUWV14PSMR3	£589.93
1600 x 1000 x 800 x 740	RH	○	●	DUWV16PSMR2	DUWV16PSMR3	£623.75
1800 x 1000 x 800 x 740	RH	○	●	DUWV18PSMR2	DUWV18PSMR3	£660.45

RECTANGULAR DESK



Left hand shown

W x D x H (mm)		QS	Grp A	2 Drawer	3 Drawer	RRP
1400 x 800 x 740	LH	○	●	DURE14PSML2	DURE14PSML3	£550.83
1600 x 800 x 740	LH	○	●	DURE16PSML2	DURE16PSML3	£421.63
1800 x 800 x 740	LH	○	●	DURE18PSML2	DURE18PSML3	£618.05
1400 x 800 x 740	RH	○	●	DURE14PSMR2	DURE14PSMR3	£550.83
1600 x 800 x 740	RH	○	●	DURE16PSMR2	DURE16PSMR3	£421.63
1800 x 800 x 740	RH	○	●	DURE18PSMR2	DURE18PSMR3	£618.05

PEDESTALS



Mobile Under Desk
2 Drawer



Mobile Under Desk
3 Drawer



Desk High 600 Deep
2 Drawer



Desk High 600 Deep
3 Drawer



Desk High 800 Deep
2 Drawer



Desk High 800 Deep
3 Drawer

Pedestal	W x D x H (mm)	2 Drawer	3 Drawer	QS	Grp A	RRP
Desk High 600 D	398 x 600 x 740	DUDP60D2	DUDP60D3	○	●	£236.23
Desk High 800 D	398 x 800 x 740	DUDP80D2	DUDP80D3	○	●	£306.63
Mobile Under Desk	398 x 600 x 675	DUMP60D2	DUMP60D3	○	●	£216.88

Mobile under desk pedestals have castors as standard. Desk high pedestals have height levelling feet as standard.



QS: Quick Ship | **GROUP A:** Subject to a longer lead time.

● Available
○ Not Available

ACTIVE PEDESTAL



2 Drawer

3 Drawer

Pedestal with Silver Handle	W x D x H (mm)	Code	QS	Grp A	RRP
2 Drawer	400 x 600 x 580	AVMP60D2	○	●	£295.11
3 Drawer	400 x 600 x 580	AVMP60D3	○	●	£309.54

Full details see pages 208-210. Cushion sold separately.

ACTIVE CADDY



Caddy with Silver Handle	W x D x H (mm)	Code	QS	Grp A	RRP
With Doors	800 x 400 x 580	AVMC80SD	○	●	POA
Without Doors	800 x 400 x 580	AVMC80ND	○	●	POA

Full details see pages 208-210. Cushion sold separately.

ACTIVE CUSHION



Pedestal Cushion

Caddy Cushion

Cushion	W x D x H (mm)	Code	Group 1	Group 2	Group 3	Group 4	Group 5+
Pedestal	400 x 600 x 30	AVMPCU60G	POA	POA	POA	POA	POA
Caddy	400 x 400 x 30	AVMCCU80G	POA	POA	POA	POA	POA

Full details see pages 208-210. For fabric options see page 254-259.

MEETING POINTS

Duty D-End meeting points create additional workspace for impromptu meetings and collaborative working.



D-End 800mm



D-End 1200mm



D-End 1600mm

Meeting Point	W x D x H (mm)		Code	QS	Grp A	RRP
D-End	800 x 800 x 740	Fits to 1 x 800mm desk	DUMD80	○	●	£198.40
D-End	1200 x 600 x 740	Fits to 2 x 600mm desk	DUMD12	○	●	£220.85
D-End	1600 x 600 x 740	Fits to 2 x 800mm desk	DUMD16	○	●	£252.25

Please note: Meeting points for pedestal supporting desks will require a different bracket. Please contact our Customer Services team for enquiries.

QS: Quick Ship | **GROUP A:** Subject to a longer lead time.

● Available
○ Not Available

MODESTY PANEL



2 modesty panels are required for crescent and universal crescent desks.

Width (mm)	Code	QS	Grp A	RRP
Crescent, Universal Crescent, Wave & Rectangular Desks				
800 (Width)	DU80SM	○	●	£35.83
1000 (Width)	DU10SM	○	●	£44.23
1200 (Width)	DU12SM	○	●	£52.63
1400 (Width)	DU14SM	○	●	£61.80
1600 (Width)	DU16SM	○	●	£70.28
1800 (Width)	DU18SM	○	●	£78.78
Delta Desk				
1200 (Width)	DU12DM	○	●	£127.88

Please note: Modesty panels are not available for height selectable frames.

CABLE TRAYS



Silver Cable Tray



White Cable Tray

W x D x H (mm)	Description	White	Silver	QS	Grp A	RRP
363 x 124 x 62	Fits 1000mm Desk	DUCTRAY10W	DUCTRAY10S	○	●	POA
563 x 124 x 62	Fits 1200mm Desk	DUCTRAY12W	DUCTRAY12S	○	●	POA
763 x 124 x 62	Fits 1400mm Desk	DUCTRAY14W	DUCTRAY14S	○	●	POA
963 x 124 x 62	Fits 1600mm Desk	DUCTRAY16W	DUCTRAY16S	○	●	POA
1163 x 124 x 62	Fits 1800mm Desk	DUCTRAY18W	DUCTRAY18S	○	●	POA

Please note: Cable trays only fit to desks fitted with a modesty panel.

MAGNETIC CABLE RISER



A magnetic cable riser is available for desks in the Duty range for quick, effective cable management.

Description	White	Silver	QS	Grp A	RRP
Magnetic Cable Riser	DUCAW	DUCAS	○	●	POA



QS: Quick Ship | **GROUP A:** Subject to a longer lead time.

● Available
○ Not Available

DUTY STANDARD SCREENS

Compatible with Duty goalpost and goalpost height selectable frames.

Standard screens are available in a choice of 4 standard fabric colours. Screens include a silver/grey edging strip (other colours available on request).

Standard fabrics



BK Black **BL** Blue **RB** Ruby **GY** Grey

Please add the colour suffix to your code when ordering eg: SCDS8**RBK**



W x H (mm)	Description	Rectangular	Wave	Curve	QS	Grp A	RRP
600 x 380	Fits to 600mm wide desk return	SCDS60R	SCDS60W	SCDS60A	○	●	POA
800 x 380	Fits to 800mm wide desk return	SCDS80R	SCDS80W	SCDS80A	○	●	POA
1000 x 380	Fits to 1000mm wide desk or desk return	SCDS10R	SCDS10W	SCDS10A	○	●	POA
1200 x 380	Fits to 1200mm wide desk or desk return	SCDS12R	SCDS12W	SCDS12A	○	●	POA
1400 x 380	Fits to 1400mm wide desk	SCDS14R	SCDS14W	SCDS14A	○	●	POA
1600 x 380	Fits to 1600mm wide desk	SCDS16R	SCDS16W	SCDS16A	○	●	POA
1800 x 380	Fits to 1800mm wide desk	SCDS18R	SCDS18W	SCDS18A	○	●	POA

Alternative colours are available from the Camira Cara, Carlow or Lucia range.

Fabrics: Group 1 fabrics from the Camira Cara or Carlow range.

Group 2 fabrics from the Camira Lucia range.



For more colour options visit
www.camirafabrics.com/contract

Please add the Camira fabric code to your code when ordering.

W x H (mm)	Description	Rectangular Grp 1	Wave Grp 1	Curve Grp 1	QS	Grp A	RRP
600 x 380	Fits to 600mm wide desk return	SCDS60RG1	SCDS60WG1	SCDS60AG1	○	●	POA
800 x 380	Fits to 800mm wide desk return	SCDS80RG1	SCDS80WG1	SCDS80AG1	○	●	POA
1000 x 380	Fits to 1000mm wide desk or desk return	SCDS10RG1	SCDS10WG1	SCDS10AG1	○	●	POA
1200 x 380	Fits to 1200mm wide desk or desk return	SCDS12RG1	SCDS12WG1	SCDS12AG1	○	●	POA
1400 x 380	Fits to 1400mm wide desk	SCDS14RG1	SCDS14WG1	SCDS14AG1	○	●	POA
1600 x 380	Fits to 1600mm wide desk	SCDS16RG1	SCDS16WG1	SCDS16AG1	○	●	POA
1800 x 380	Fits to 1800mm wide desk	SCDS18RG1	SCDS18WG1	SCDS18AG1	○	●	POA

W x H (mm)	Description	Rectangular Grp 2	Wave Grp 2	Curve Grp 2	QS	Grp A	RRP
600 x 380	Fits to 600mm wide desk return	SCDS60RG2	SCDS60WG2	SCDS60AG2	○	●	POA
800 x 380	Fits to 800mm wide desk return	SCDS80RG2	SCDS80WG2	SCDS80AG2	○	●	POA
1000 x 380	Fits to 1000mm wide desk or desk return	SCDS10RG2	SCDS10WG2	SCDS10AG2	○	●	POA
1200 x 380	Fits to 1200mm wide desk or desk return	SCDS12RG2	SCDS12WG2	SCDS12AG2	○	●	POA
1400 x 380	Fits to 1400mm wide desk	SCDS14RG2	SCDS14WG2	SCDS14AG2	○	●	POA
1600 x 380	Fits to 1600mm wide desk	SCDS16RG2	SCDS16WG2	SCDS16AG2	○	●	POA
1800 x 380	Fits to 1800mm wide desk	SCDS18RG2	SCDS18WG2	SCDS18AG2	○	●	POA

QS: Quick Ship | **GROUP A:** Subject to a longer lead time.

● Available
○ Not Available

DUTY STANDARD SCREENS

Compatible with Duty supporting pedestal frame.


Standard screens are available in a choice of 4 standard fabric colours. Screens include a silver/grey edging strip (other colours available on request).

Standard fabrics



BK Black **BL** Blue **RB** Ruby **GY** Grey

Please add the colour suffix to your code when ordering eg: SCDS8**RBK**



Rectangular

Wave

Curve

W x H (mm)	Description	Rectangular	Wave	Curve	QS	Grp A	RRP
1400 x 380	Fits to 1400mm wide desk	SCDP14R	SCDP14W	SCDP14A	○	●	POA
1600 x 380	Fits to 1600mm wide desk	SCDP16R	SCDP16W	SCDP16A	○	●	POA
1800 x 380	Fits to 1800mm wide desk	SCDP18R	SCDP18W	SCDP18A	○	●	POA

Alternative colours are available from the Camira Cara, Carlow or Lucia range.

Fabrics: Group 1 fabrics from the Camira Cara or Carlow range.
Group 2 fabrics from the Camira Lucia range.



For more colour options visit
www.camirafabrics.com/contract

Please add the Camira fabric code to your code when ordering.

W x H (mm)	Description	Rectangular	Wave	Curve	QS	Grp A	RRP
Group 1 Fabrics							
1400 x 380	Fits to 1400mm wide desk	SCDP14RG1	SCDP14WG1	SCDP14AG1	○	●	POA
1600 x 380	Fits to 1600mm wide desk	SCDP16RG1	SCDP16WG1	SCDP16AG1	○	●	POA
1800 x 380	Fits to 1800mm wide desk	SCDP18RG1	SCDP18WG1	SCDP18AG1	○	●	POA
Group 2 Fabrics							
1400 x 380	Fits to 1400mm wide desk	SCDP14RG2	SCDP14WG2	SCDP14AG2	○	●	POA
1600 x 380	Fits to 1600mm wide desk	SCDP16RG2	SCDP16WG2	SCDP16AG2	○	●	POA
1800 x 380	Fits to 1800mm wide desk	SCDP18RG2	SCDP18WG2	SCDP18AG2	○	●	POA

QS: Quick Ship | **GROUP A:** Subject to a longer lead time.

- Available
- Not Available

DUTY EXECUTIVE SCREENS

Executive screens are available in a variety of fabric choices, with an option of **(S)** silver or **(W)** white toolrail and matching trim.

Fabrics: Group 1 fabrics from the Camira Cara or Carlow range.
Group 2 fabrics from the Camira Lucia range.



For more colour options visit
www.camirafabrics.com/contract

Please add the Camira fabric code to your code when ordering.
To select your toolrail and trim add either **S** Silver or **W** White.

SINGLE / TRIPLE TOOLRAIL



Single Toolrail



Triple Toolrail

W x H (mm)	Description	QS	Grp A	Single Group 1	RRP	Single Group 2	RRP	Triple Group 1	RRP	Triple Group 2	RRP
600 x 380	Fits 600mm wide desk return	○	●	SCDS3T36G1	POA	SCDS3T36G2	POA	SCDS3TR36G1	POA	SCDS3TR36G2	POA
800 x 380	Fits 800mm wide desk return	○	●	SCDS3T38G1	POA	SCDS3T38G2	POA	SCDS3TR38G1	POA	SCDS3TR38G2	POA
1000 x 380	Fits 1000mm wide desk or desk return	○	●	SCDS3T310G1	POA	SCDS3T310G2	POA	SCDS3TR310G1	POA	SCDS3TR310G2	POA
1200 x 380	Fits 1200mm wide desk	○	●	SCDS3T312G1	POA	SCDS3T312G2	POA	SCDS3TR312G1	POA	SCDS3TR312G2	POA
1400 x 380	Fits 1400mm wide desk	○	●	SCDS3T314G1	POA	SCDS3T314G2	POA	SCDS3TR314G1	POA	SCDS3TR314G2	POA
1600 x 380	Fits 1600mm wide desk	○	●	SCDS3T316G1	POA	SCDS3T316G2	POA	SCDS3TR316G1	POA	SCDS3TR316G2	POA
1800 x 380	Fits 1800mm wide desk	○	●	SCDS3T318G1	POA	SCDS3T318G2	POA	SCDS3TR318G1	POA	SCDS3TR318G2	POA



ATMOSPHERE SELECT



Features & Details

Atmosphere Select offers flexibility and freedom to create a stylish, customised look. Uniquely, the leg frame includes a wooden infill detail to coordinate with the desk surface. A perfect choice for a distinguishing identity within the office environment.

- Unique design styling with wooden infill leg frame detail.
- Curved wood or patterned metal modesty panel.
- Choice of configurations and coordinating pedestals.
- 25mm panel ends and worksurfaces.
- Optional cable management.
- Integrated meeting tables.



DESK SPECIFICATION

- 25mm desk top and panel ends made from grade E1 melamine faced high density particle board.
- 18mm curved wood or patterned metal modesty panels.
- Bow fronted worksurface available.
- Round metal corner posts in Silver as standard, alternate choice available.
- Corner posts for metal modesty panels will be colour matched to the modesty panel.

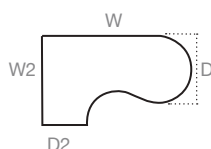
CABLE PORTS

- All desks are supplied with two round, silver coloured cable ports.

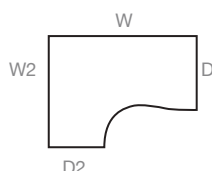
CABLE MANAGEMENT

- Horizontal cable management trays are available to purchase separately.
- Cable trays can be mounted inside or outside of the modesty panel.

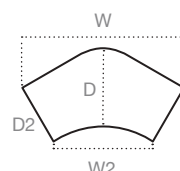
DESK SHAPES



Crescent Conference
(Left hand shown)



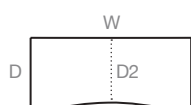
Crescent
(Left hand shown)



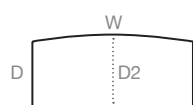
Delta



Rectangular



Double Wave



Double Wave Bow



Wave
(Left hand shown)

QUICK SHIP


Not available

Wood finishes are heat, stain and scratch resistant when used for their intended purposes.

Please add the metal and wood suffix to your code when ordering eg: DUCR16SFLWBI

GROUP A

Wood Finishes



Metal Finishes



QS: Quick Ship | **GROUP A:** Subject to a longer lead time.

- Available
- Not Available

ATMOSPHERE SELECT

Available with a wide choice of configurations and shapes, Atmosphere Select desks and workstations can be specified with a curved 18mm wood modesty panel. Alternatively, for a contrasting 'twist', a patterned metal version is available.

The optional cable management trays can be mounted inside or outside of a modesty panel.

The Atmosphere Select range is part of the newly reimaged Atmosphere brand. Our inhouse design team has undertaken a review of the portfolio to introduce choice to reflect the corporate interior. Alternative finish combinations are available upon request.



Curved Modesty



Metal Modesty

CRESCENT CONFERENCE



Left hand shown

W x D x D2 x H (mm) Wooden Mod	Left Hand	Right Hand	QS	Grp A	RRP
2000 x 1200 x 800 x 600 x 725	ATCC20ICML	ATCC20ICMR	○	●	£835.28
2200 x 1200 x 800 x 600 x 725	ATCC22ICML	ATCC22ICMR	○	●	£879.70



Left hand shown

W x D x D2 x H (mm) Metal Mod	Left Hand	Right Hand	QS	Grp A	RRP
2000 x 1200 x 800 x 600 x 725	ATCC20IMML	ATCC20IMMR	○	●	£1046.38
2200 x 1200 x 800 x 600 x 725	ATCC22IMML	ATCC22IMMR	○	●	£1096.65

For Metal Modesty Panel options, please add the suffix code prior to the wood finish code.
Silver – **S**; White – **W**. E.g. ATCC20PMMLS (then the wood finish code).

QS: Quick Ship | **GROUP A:** Subject to a longer lead time.

● Available
○ Not Available

CRESCENT



Left hand shown

W x D x D2 x H (mm) Wooden Mod	Left Hand	Right Hand	QS	Grp A	RRP
1400 x 1200 x 800 x 600 x 725	ATCR14ICML	ATCR14ICMR	○	●	£732.83
1600 x 1200 x 800 x 600 x 725	ATCR16ICML	ATCR16ICMR	○	●	£770.45
1800 x 1200 x 800 x 600 x 725	ATCR18ICML	ATCR18ICMR	○	●	£822.80



Left hand shown

W x D x D2 x H (mm) Metal Mod	Left Hand	Right Hand	QS	Grp A	RRP
1400 x 1200 x 800 x 600 x 725	ATCR14IMML	ATCR14IMMR	○	●	£908.03
1600 x 1200 x 800 x 600 x 725	ATCR16IMML	ATCR16IMMR	○	●	£981.60
1800 x 1200 x 800 x 600 x 725	ATCR18IMML	ATCR18IMMR	○	●	£1039.75

For Metal Modesty Panel options, please add the suffix code prior to the wood finish code.
Silver – **S**; White – **W**. E.g. ATCC20PMMLS (then the wood finish code).

DELTA



W x W2 x D x D2 x H (mm) Wooden Mod	Curved Mod	QS	Grp A	RRP
2076 x 1279 x 1200 x 800 x 725	ATDL12ICM	○	●	£834.68



W x W2 x D x D2 x H (mm) Metal Mod	Metal Mod	QS	Grp A	RRP
2076 x 1279 x 1200 x 800 x 725	ATDL12IMM	○	●	£987.75

For Metal Modesty Panel options, please add the suffix code prior to the wood finish code.
Silver – **S**; White – **W**. E.g. ATCC20PMMLS (then the wood finish code).



DOUBLE WAVE



W x W2 x D x D2 x H (mm) Wooden Mod	Curved Mod	QS	Grp A	RRP
1600 x 875 x 725 x 725	ATDW16ICM	○	●	£648.35
1800 x 875 x 725 x 725	ATDW18ICM	○	●	£686.35



W x W2 x D x D2 x H (mm) Metal Mod	Metal Mod	QS	Grp A	RRP
1600 x 875 x 725 x 725	ATDW16IMM	○	●	£814.30
1800 x 875 x 725 x 725	ATDW18IMM	○	●	£814.30

For Metal Modesty Panel options, please add the suffix code prior to the wood finish code.
Silver – S; White – W. E.g. ATCC20PMMLS (then the wood finish code).

DOUBLE WAVE BOW



W x W2 x D x D2 x H (mm) Wooden Mod	Curved Mod	QS	Grp A	RRP
1600 x 875 x 725 x 725	ATWB16ICM	○	●	£667.68
1800 x 875 x 725 x 725	ATWB18ICM	○	●	£716.63
2000 x 875 x 800 x 725	ATWB20ICM	○	●	£751.30



W x W2 x D x D2 x H (mm) Metal Mod	Metal Mod	QS	Grp A	RRP
1600 x 875 x 800 x 725	ATWB16IMM	○	●	£833.63
1800 x 875 x 800 x 725	ATWB18IMM	○	●	£884.20
2000 x 875 x 800 x 725	ATWB20IMM	○	●	£871.90

For Metal Modesty Panel options, please add the suffix code prior to the wood finish code.
Silver – S; White – W. E.g. ATCC20PMMLS (then the wood finish code).





WAVE



Left hand shown

W x D x D2 x H (mm) Wooden Mod	Left Hand	Right Hand	QS	Grp A	RRP
600 Deep					
1200 x 800 x 600 x 725	ATSW12ICML	ATSW12ICMR	○	●	£558.63
1400 x 800 x 600 x 725	ATSW14ICML	ATSW14ICMR	○	●	£604.73
1600 x 800 x 600 x 725	ATSW16ICML	ATSW16ICMR	○	●	£628.25

800 Deep

1200 x 1000 x 800 x 725	ATWV12ICML	ATWV12ICMR	○	●	£622.45
1400 x 1000 x 800 x 725	ATWV14ICML	ATWV14ICMR	○	●	£685.18
1600 x 1000 x 800 x 725	ATWV16ICML	ATWV16ICMR	○	●	£692.00
1800 x 1000 x 800 x 725	ATWV18ICML	ATWV18ICMR	○	●	£723.40



Left hand shown

W x D x D2 x H (mm) Metal Mod	Left Hand	Right Hand	QS	Grp A	RRP
600 Deep					
1200 x 800 x 600 x 725	ATSW12IMML	ATSW12IMMR	○	●	£654.00
1400 x 800 x 600 x 725	ATSW14IMML	ATSW14IMMR	○	●	£706.03
1600 x 800 x 600 x 725	ATSW16IMML	ATSW16IMMR	○	●	£794.18

800 Deep

1200 x 1000 x 800 x 725	ATWV12IMML	ATWV12IMMR	○	●	£717.80
1400 x 1000 x 800 x 725	ATWV14IMML	ATWV14IMMR	○	●	£786.50
1600 x 1000 x 800 x 725	ATWV16IMML	ATWV16IMMR	○	●	£857.93
1800 x 1000 x 800 x 725	ATWV18IMML	ATWV18IMMR	○	●	£890.98

For Metal Modesty Panel options, please add the suffix code prior to the wood finish code.
Silver – **S**; White – **W**. E.g. ATCC20PMMLS (then the wood finish code).

RECTANGULAR



W x D x D2 x H (mm)	QS	Grp A	Wooden Mod	RRP	Metal Mod	RRP
600 Deep						
800 x 600 x 725	○	●	ATRS80ICM	£463.60	ATRS80IMM	£529.75
1000 x 600 x 725	○	●	ATRS10ICM	£493.35	ATRS10IMM	£555.40
1200 x 600 x 725	○	●	ATRS12ICM	£516.95	ATRS12IMM	£612.35
1400 x 600 x 725	○	●	ATRS14ICM	£553.13	ATRS14IMM	£654.40
1600 x 600 x 725	○	●	ATRS16ICM	£576.35	ATRS16IMM	£742.28
1800 x 600 x 725	○	●	ATRS18ICM	£607.43	ATRS18IMM	£774.95
800 Deep						
800 x 800 x 725	○	●	ATRE80ICM	£516.78	ATRE80IMM	£582.90
1000 x 800 x 725	○	●	ATRE10ICM	£552.78	ATRE10IMM	£614.83
1200 x 800 x 725	○	●	ATRE12ICM	£580.93	ATRE12IMM	£676.33
1400 x 800 x 725	○	●	ATRE14ICM	£625.33	ATRE14IMM	£726.65
1600 x 800 x 725	○	●	ATRE16ICM	£652.70	ATRE16IMM	£818.63
1800 x 800 x 725	○	●	ATRE18ICM	£687.30	ATRE18IMM	£854.88

For Metal Modesty Panel options, please add the suffix code prior to the wood finish code.
Silver – **S**; White – **W**. E.g. ATCC20PMMLS (then the wood finish code).



PEDESTALS

Mobile
2 DrawerMobile
3 DrawerUnder Desk
3 DrawerUnder Desk
4 DrawerNarrow Under
Desk, 3 DrawerDesk High
3 DrawerDesk High
4 Drawer

Pedestal	W x D x H (mm)	2 Drawer	3 Drawer	4 Drawer	QS	Grp A	RRP
Mobile	430 x 600 x 545	ATMP60D2	ATMP60D3	–	○	●	£304.03
Under Desk	430 x 600 x 665	–	ATUP60D3	ATUP60D4	○	●	£422.13
Narrow Under Desk	342 x 600 x 665	–	ATNP60D3	–	○	●	£355.18
Desk High 600 D	430 x 600 x 725	–	ATDP60D3	ATDP60D4	○	●	£432.98
Desk High 800 D	430 x 800 x 725	–	ATDP80D3	ATDP80D4	○	●	£489.63

Mobile Conversion Kit	Description	Code	QS	Grp A	RRP
Mobile Conversion Kit	Converts desk high pedestal to mobile	ATMPCONKITS	○	●	£9.73



All Atmosphere pedestals come with metal to metal fixings and metal drawers adding extra durability and strength. Atmosphere pedestals also include an in-built anti-tilt mechanism for safety.

CABLE MANAGEMENT

All Atmosphere desks are available with optional cable management which slots easily into place upon assembly.

CABLE TRAYS



The cable tray can be mounted inside or outside of a modesty panel. Available in Silver with or without a socket adaptor.

Description	Code	QS	Grp A	RRP
Crescent Conference				
Fits return of any desk	ATCTRAY12CR	○	●	£96.75
Fits 2000mm wide desk	ATCTRAY16CR	○	●	£76.88
Fits 2200mm wide desk	ATCTRAY18CR	○	●	£130.95
Rectangular				
Fits 800mm wide desk	ATCTRAY80RE	○	●	£48.35
Fits 1000mm wide desk	ATCTRAY10RE	○	●	£17.78
Fits 1200mm wide desk	ATCTRAY12RE	○	●	£61.48
Fits 1400mm wide desk	ATCTRAY14RE	○	●	£73.13
Fits 1600mm wide desk	ATCTRAY16RE	○	●	£73.63
Fits 1800mm wide desk	ATCTRAY18RE	○	●	£90.08
Delta				
Fits 1200mm wide desk	ATCTRAY12DL	○	●	£75.90

PORT HOLES



Easy to retrofit, incorporates an under desk, hand tightened barrel nut to fix unit in place. All power and data cables exit from the base of the unit.

Description	Colour	Code	QS	Grp A	RRP
Port Hole	Black Grey White	1 x Power socket and 1m mains cable • Power socket 3.15A individually fused with 1m mains cable to 3 pin connector ACPORTSOCKBK ACPORTSOCKGY ACPORTSOCKWH	○	●	POA
Port Hole with USB Socket	Black Grey White	1 x Power socket, 1 x USB socket, 1m mains cable, 2m USB lead • Power socket 3.15A individually fused with 1m mains cable to 3 pin connector and 2m USB lead. ACPORTUSBBK ACPORTUSBGY ACPORTUSBWH	○	●	POA
Power Hole with RJ45 Cat6 Socket	Black, Grey White	1 x Power socket, 1 x RJ45 Cat6 socket, 1m mains cable, 3m data lead • Power socket 3.15A individually fused with 1m mains cable to 3 pin connector with 3m data lead. ACPORTRJ45BK ACPORTRJ45GY ACPORTRJ45WH	○	●	POA

Port holes feature individual fuse and are independently certified to BS 5733.

AIRCHARGE UNITS



Description	Colour	Code	QS	Grp A	RRP
Aircharge	Aluminium/Black	ACSCABK	○	●	POA
Aircharge	Aluminium/White	ACSCAWH	○	●	POA
Aircharge	Nylon/Black	ACSCNBK	○	●	POA
Aircharge	Nylon/White	ACSCNWH	○	●	POA

- Wireless charging for smartphones and tablets.
- Fixing via 80mm cable port / aperture.
- Power plug included.

QS: Quick Ship | **GROUP A:** Subject to a longer lead time.

● Available
○ Not Available

ACTIVE PEDESTAL



2 Drawer



3 Drawer

Pedestal with Silver Handle	W x D x H (mm)	Code	QS	Grp A	RRP
2 Drawer	400 x 600 x 580	AVMP60D2	○	●	£295.11
3 Drawer	400 x 600 x 580	AVMP60D3	○	●	£309.54

Full details see pages 208-210. Cushion sold separately.

ACTIVE CADDY



Caddy with Silver Handle	W x D x H (mm)	Code	QS	Grp A	RRP
With Doors	800 x 400 x 580	AVMC80SD	○	●	POA
Without Doors	800 x 400 x 580	AVMC80ND	○	●	POA

Full details see pages 208-210. Cushion sold separately.

ACTIVE CUSHION



Pedestal Cushion



Caddy Cushion

Cushion	W x D x H (mm)	Code	Group 1	Group 2	Group 3	Group 4	Group 5+
Pedestal	400 x 600 x 30	AVMPCU60G	POA	POA	POA	POA	POA
Caddy	400 x 400 x 30	AVMCCU80G	POA	POA	POA	POA	POA

Full details see pages 208-210. For fabric options see page 254-259.

ATMOSPHERE WORKPLACE



Features & Details

Atmosphere Workplace's visually striking, contemporary design is complemented by the range of configurations to create functional workspaces. Fully integrated floor to desk top cable management is also available.

- Contemporary design styling with a patterned metal leg frame cover.
- Curved wood or patterned metal modesty panel.
- Choice of configurations and coordinating pedestals.
- 25mm panel ends and worksurfaces.
- Optional cable management.
- Integrated meeting tables.



DESK SPECIFICATION

- 25mm desk top made from grade E1 melamine faced high density particle board.
- 18mm modesty panels.
- Bow fronted worksurface available.
- Round metal corner posts in Silver as standard, alternate choice available through our bespoke service. Corner posts for metal modesty panels will be colour matched to the modesty panel.

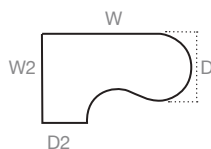
CABLE PORTS

- All desks are supplied with two round, silver coloured cable ports.

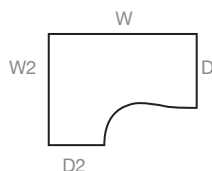
CABLE MANAGEMENT

- Cable management trays and a cable riser are available to purchase separately.
- Cable trays can be mounted inside or outside of modesty panel.

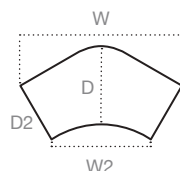
DESK SHAPES



Crescent Conference
(Left hand shown)



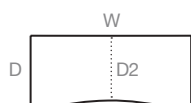
Crescent
(Left hand shown)



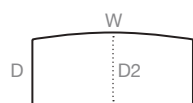
Delta



Rectangular



Double Wave



Double Wave Bow



Wave
(Left hand shown)

Wood Finishes



BI Birch MA Maple WA Walnut NN Natural Nebraska Oak



BE Beech WH White LO Light Oak GN Grey Nebraska Oak

Metal Finishes



S Silver W White

Wood finishes are heat, stain and scratch resistant when used for their intended purposes.

Please add the metal and wood suffix to your code when ordering
eg: ATCC20PCMLSBI

ATMOSPHERE WORKPLACE

Available with a wide choice of configurations and shapes, Atmosphere Workplace desks and workstations can be specified with a curved 18mm wood modesty panel. Alternatively, for a contrasting 'twist', a patterned metal version is available.

The optional cable management trays can be mounted inside or outside of a modesty panel.

The Atmosphere Workplace range is part of the newly reimaged Atmosphere brand. Our inhouse design team has undertaken a review of the portfolio to introduce choice to reflect the corporate interior. Alternative finish combinations are available upon request.



Curved Modesty



Metal Modesty

CRESCENT CONFERENCE



Left hand shown

W x D x D2 x H (mm) Wooden Mod	Left Hand	Right Hand	QS	Grp A	RRP
2000 x 1200 x 800 x 600 x 725	ATCC20OCML	ATCC20OCMR	○	●	£927.50
2200 x 1200 x 800 x 600 x 725	ATCC22OCML	ATCC22OCMR	○	●	£971.93



Left hand shown

W x D x D2 x H (mm) Metal Mod	Left Hand	Right Hand	QS	Grp A	RRP
2000 x 1200 x 800 x 600 x 725	ATCC20OMML	ATCC20OMMR	○	●	£1138.60
2200 x 1200 x 800 x 600 x 725	ATCC22OMML	ATCC22OMMR	○	●	£1188.88

For Metal Modesty Panel options, please add the suffix code prior to the wood finish code.
Silver – S; White – W. E.g. ATCC20PMMLS (then the wood finish code).

CRESCENT



Left hand shown

W x D x D2 x H (mm) Wooden Mod	Left Hand	Right Hand	QS	Grp A	RRP
1400 x 1200 x 800 x 600 x 725	ATCR14OCML	ATCR14OCMR	○	●	£825.05
1600 x 1200 x 800 x 600 x 725	ATCR16OCML	ATCR16OCMR	○	●	£862.65
1800 x 1200 x 800 x 600 x 725	ATCR18OCML	ATCR18OCMR	○	●	£915.03



Left hand shown

W x D x D2 x H (mm) Metal Mod	Left Hand	Right Hand	QS	Grp A	RRP
1400 x 1200 x 800 x 600 x 725	ATCR14OMML	ATCR14OMMR	○	●	£1000.25
1600 x 1200 x 800 x 600 x 725	ATCR16OMML	ATCR16OMMR	○	●	£1073.80
1800 x 1200 x 800 x 600 x 725	ATCR18OMML	ATCR18OMMR	○	●	£1131.98

For Metal Modesty Panel options, please add the suffix code prior to the wood finish code.
Silver – **S**; White – **W**. E.g. ATCC20PMMLS (then the wood finish code).

DELTA



W x W2 x D x D2 x H (mm) Wooden Mod	Curved Mod	QS	Grp A	RRP
2076 x 1279 x 1200 x 800 x 725	ATDL12OCM	○	●	£926.88



W x W2 x D x D2 x H (mm) Metal Mod	Metal Mod	QS	Grp A	RRP
2076 x 1279 x 1200 x 800 x 725	ATDL12OMM	○	●	£1079.98

For Metal Modesty Panel options, please add the suffix code prior to the wood finish code.
Silver – **S**; White – **W**. E.g. ATCC20PMMLS (then the wood finish code).



DOUBLE WAVE BOW



W x W2 x D x D2 x H (mm) Wooden Mod	Curved Mod	QS	Grp A	RRP
1600 x 875 x 800 x 725	ATWB16OCM	○	●	£759.90
1800 x 875 x 800 x 725	ATWB18OCM	○	●	£808.85
2000 x 875 x 800 x 725	ATWB20OCM	○	●	£843.53



W x W2 x D x D2 x H (mm) Metal Mod	Metal Mod	QS	Grp A	RRP
1600 x 875 x 800 x 725	ATWB16OMM	○	●	£925.83
1800 x 875 x 800 x 725	ATWB18OMM	○	●	£976.40
2000 x 875 x 800 x 725	ATWB20OMM	○	●	£964.13

For Metal Modesty Panel options, please add the suffix code prior to the wood finish code.
Silver – **S**; White – **W**. E.g. ATCC20PMMLS (then the wood finish code).

DOUBLE WAVE



W x W2 x D x D2 x H (mm) Wooden Mod	Curved Mod	QS	Grp A	RRP
1600 x 875 x 725 x 725	ATDW16OCM	○	●	£740.58
1800 x 875 x 725 x 725	ATDW18OCM	○	●	£778.58



W x W2 x D x D2 x H (mm) Metal Mod	Metal Mod	QS	Grp A	RRP
1600 x 875 x 725 x 725	ATDW16OMM	○	●	£906.50
1800 x 875 x 725 x 725	ATDW18OMM	○	●	£946.15

For Metal Modesty Panel options, please add the suffix code prior to the wood finish code.
Silver – **S**; White – **W**. E.g. ATCC20PMMLS (then the wood finish code).





WAVE



Left hand shown

W x D x D2 x H (mm) Wooden Mod	Left Hand	Right Hand	QS	Grp A	RRP
600 Deep					
1200 x 800 x 600 x 725	ATSW12OCML	ATSW12OCMR	○	●	£650.85
1400 x 800 x 600 x 725	ATSW14OCML	ATSW14OCMR	○	●	£696.95
1600 x 800 x 600 x 725	ATSW16OCML	ATSW16OCMR	○	●	£720.45
800 Deep					
1200 x 1000 x 800 x 725	ATWV12OCML	ATWV12OCMR	○	●	£714.65
1400 x 1000 x 800 x 725	ATWV14OCML	ATWV14OCMR	○	●	£777.40
1600 x 1000 x 800 x 725	ATWV16OCML	ATWV16OCMR	○	●	£784.23
1800 x 1000 x 800 x 725	ATWV18OCML	ATWV18OCMR	○	●	£815.63



Left hand shown

W x D x D2 x H (mm) Metal Mod	Left Hand	Right Hand	QS	Grp A	RRP
600 Deep					
1200 x 800 x 600 x 725	ATSW12OMML	ATSW12OMMR	○	●	£746.23
1400 x 800 x 600 x 725	ATSW14OMML	ATSW14OMMR	○	●	£798.25
1600 x 800 x 600 x 725	ATSW16OMML	ATSW16OMMR	○	●	£886.40
800 Deep					
1200 x 1000 x 800 x 725	ATWV12OMML	ATWV12OMMR	○	●	£810.00
1400 x 1000 x 800 x 725	ATWV14OMML	ATWV14OMMR	○	●	£878.70
1600 x 1000 x 800 x 725	ATWV16OMML	ATWV16OMMR	○	●	£950.15
1800 x 1000 x 800 x 725	ATWV18OMML	ATWV18OMMR	○	●	£983.20

For Metal Modesty Panel options, please add the suffix code prior to the wood finish code.
Silver – S; White – W. E.g. ATCC20PMMLS (then the wood finish code).

RECTANGULAR



W x D x D2 x H (mm)	QS	Grp A	Wooden Mod	RRP	Metal Mod	RRP
600 Deep						
800 x 600 x 725	○	●	ATRS80OCM	£463.60	ATRS80OMM	£529.75
1000 x 600 x 725	○	●	ATRS10OCM	£493.35	ATRS10OMM	£555.40
1200 x 600 x 725	○	●	ATRS12OCM	£516.95	ATRS12OMM	£612.35
1400 x 600 x 725	○	●	ATRS14OCM	£553.13	ATRS14OMM	£654.40
1600 x 600 x 725	○	●	ATRS16OCM	£576.35	ATRS16OMM	£742.28
1800 x 600 x 725	○	●	ATRS18OCM	£607.43	ATRS18OMM	£774.95
800 Deep						
800 x 800 x 725	○	●	ATRE80OCM	£516.78	ATRE80OMM	£582.90
1000 x 800 x 725	○	●	ATRE10OCM	£552.78	ATRE10OMM	£614.83
1200 x 800 x 725	○	●	ATRE12OCM	£580.93	ATRE12OMM	£676.33
1400 x 800 x 725	○	●	ATRE14OCM	£625.33	ATRE14OMM	£726.65
1600 x 800 x 725	○	●	ATRE16OCM	£652.70	ATRE16OMM	£818.63
1800 x 800 x 725	○	●	ATRE18OCM	£687.30	ATRE18OMM	£854.88

For Metal Modesty Panel options, please add the suffix code prior to the wood finish code.
Silver – **S**; White – **W**. E.g. ATCC20PMMLS (then the wood finish code).




PEDESTALS

Mobile
2 DrawerMobile
3 DrawerUnder Desk
3 DrawerUnder Desk
4 DrawerNarrow Under
Desk, 3 DrawerDesk High
3 DrawerDesk High
4 Drawer

Pedestal	W x D x H (mm)	2 Drawer	3 Drawer	4 Drawer	QS	Grp A	RRP
Mobile	430 x 600 x 545	ATMP60D2	ATMP60D3	–	○	●	£304.03
Under Desk	430 x 600 x 665	–	ATUP60D3	ATUP60D4	○	●	£422.13
Narrow Under Desk	342 x 600 x 665	–	ATNP60D3	–	○	●	£355.18
Desk High 600 D	430 x 600 x 725	–	ATDP60D3	ATDP60D4	○	●	£432.98
Desk High 800 D	430 x 800 x 725	–	ATDP80D3	ATDP80D4	○	●	£489.63

Mobile Conversion Kit	Description	Code	QS	Grp A	RRP
Mobile Conversion Kit	Converts desk high pedestal to mobile	ATMPCONKITS	○	●	£9.73



All Atmosphere pedestals come with metal to metal fixings and metal drawers adding extra durability and strength. Atmosphere pedestals also include an in-built anti-tilt mechanism for safety.

CABLE MANAGEMENT

All Atmosphere desks are available with optional cable management which slots easily into place upon assembly.

CABLE TRAYS



The cable tray can be mounted inside or outside of a modesty panel. Available in Silver with or without a socket adaptor.

Description	Code	QS	Grp A	RRP
Crescent Conference				
Fits return of any desk	ATCTRAY12CR	○	●	£96.75
Fits 2000mm wide desk	ATCTRAY16CR	○	●	£76.88
Fits 2200mm wide desk	ATCTRAY18CR	○	●	£130.95
Rectangular				
Fits 800mm wide desk	ATCTRAY80RE	○	●	£48.35
Fits 1000mm wide desk	ATCTRAY10RE	○	●	£17.78
Fits 1200mm wide desk	ATCTRAY12RE	○	●	£61.48
Fits 1400mm wide desk	ATCTRAY14RE	○	●	£73.13
Fits 1600mm wide desk	ATCTRAY16RE	○	●	£73.63
Fits 1800mm wide desk	ATCTRAY18RE	○	●	£90.08
Delta				
Fits 1200mm wide desk	ATCTRAY12DL	○	●	£75.90

PORT HOLES



Easy to retrofit, incorporates an under desk, hand tightened barrel nut to fix unit in place. All power and data cables exit from the base of the unit.

Description	Colour	Code	QS	Grp A	RRP
Port Hole	Black Grey White	1 x Power socket and 1m mains cable • Power socket 3.15A individually fused with 1m mains cable to 3 pin connector ACPORTSOCKBK ACPORTSOCKGY ACPORTSOCKWH	○	●	POA
Port Hole with USB Socket	Black Grey White	1 x Power socket, 1 x USB socket, 1m mains cable, 2m USB lead • Power socket 3.15A individually fused with 1m mains cable to 3 pin connector and 2m USB lead. ACPORTUSBBK ACPORTUSBGY ACPORTUSBWH	○	●	POA
Power Hole with RJ45 Cat6 Socket	Black, Grey White	1 x Power socket, 1 x RJ45 Cat6 socket, 1m mains cable, 3m data lead • Power socket 3.15A individually fused with 1m mains cable to 3 pin connector with 3m data lead. ACPORTRJ45BK ACPORTRJ45GY ACPORTRJ45WH	○	●	POA

Port holes feature individual fuse and are independently certified to BS 5733.

AIRCHARGE UNITS



Description	Colour	Code	QS	Grp A	RRP
Aircharge	Aluminium/Black	ACSCABK	○	●	POA
Aircharge	Aluminium/White	ACSCAWH	○	●	POA
Aircharge	Nylon/Black	ACSCNBK	○	●	POA
Aircharge	Nylon/White	ACSCNWH	○	●	POA

- Wireless charging for smartphones and tablets.
- Fixing via 80mm cable port / aperture.
- Power plug included.

QS: Quick Ship | **GROUP A:** Subject to a longer lead time.

● Available
○ Not Available

ACTIVE PEDESTAL



2 Drawer



3 Drawer

Pedestal with Silver Handle	W x D x H (mm)	Code	QS	Grp A	RRP
2 Drawer	400 x 600 x 580	AVMP60D2	○	●	£295.11
3 Drawer	400 x 600 x 580	AVMP60D3	○	●	£309.54

Full details see pages 208-210. Cushion sold separately.

ACTIVE CADDY



Caddy with Silver Handle	W x D x H (mm)	Code	QS	Grp A	RRP
With Doors	800 x 400 x 580	AVMC80SD	○	●	POA
Without Doors	800 x 400 x 580	AVMC80ND	○	●	POA

Full details see pages 208-210. Cushion sold separately.

ACTIVE CUSHION



Pedestal Cushion



Caddy Cushion

Cushion	W x D x H (mm)	Code	Group 1	Group 2	Group 3	Group 4	Group 5+
Pedestal	400 x 600 x 30	AVMPCU60G	POA	POA	POA	POA	POA
Caddy	400 x 400 x 30	AVMCCU80G	POA	POA	POA	POA	POA

Full details see pages 208-210. For fabric options see page 254-259.

SATELLITE CANTILEVER



Features & Details

The practical 'work horse', Satellite Cantilever offers a comprehensive range of options to create group workstations or standalone desks as well as optional meeting points. With a choice of finishes to complement workspace interiors, Satellite's robust frame is complemented by 25mm worksurfaces.

- The Workplace Workhorse – practical and robust.
- Flexibility and Choice – wide range of sizes, configurations and styles to create custom-design spaces.
- Cable management available.
- Sturdy design.
- 25mm worksurfaces.



SPECIFICATION

- 25mm top made from grade E1 melamine faced high density particle board.
- A straight wooden modesty panel (2 panels with a crescent desk) as standard.
- Height levelling feet are supplied.
- A metal corner leg for stability, crescent desk only.

CABLE PORTS

- All desks are fitted with two grey rectangular cable ports (white desktops have white cable ports).

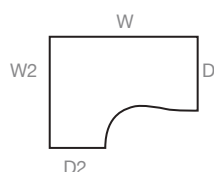
MEETING POINT SPECIFICATION

- 25mm desk top.
- Round legs.

PEDESTAL SPECIFICATION

- 25mm top with an 18mm unit and drawer fronts.
- 25kg drawer runners.
- Narrow pedestal available, 18mm complete unit.
- Integral central locking, 2 keys are supplied.
- Silver bow handles.
- Height levelling feet / castors are supplied.

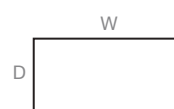
DESK SHAPES



Crescent
(Left hand shown)



Wave
(Left hand shown)




Rectangular

QUICK SHIP

Wood Finishes



BI Birch MA Maple WA Walnut BK Black



BE Beech WH White LO Light Oak

Metal Finishes



S Silver G Grey W White

GROUP A

Wood Finishes



NN Natural Nebraska Oak NN Grey Nebraska Oak

Metal Finishes



S Silver G Grey W White

Wood finishes are heat, stain and scratch resistant when used for their intended purposes.

Please add the metal and wood suffix to your code when ordering eg: STCR16CL**SBI**

QS: Quick Ship | **GROUP A:** Subject to a longer lead time.

● Available
○ Not Available



CRESCENT DESK



W x W2 x D x D2 x H (mm)	Left Hand	Right Hand	QS	Grp A	RRP
1400 x 1200 x 800 x 600 x 725	STCR14CL	STCR14CR	●	●	£470.70
1600 x 1200 x 800 x 600 x 725	STCR16CL	STCR16CR	●	●	£508.73
1800 x 1200 x 800 x 600 x 725	STCR18CL	STCR18CR	●	●	£540.88

Satellite crescent desks have a metal corner leg for stability, and straight wooden modesty panels.

RECTANGULAR DESK



600 deep rectangular desk must be secured to either a crescent desk or desk high pedestal.

W x D x H (mm)	Code	QS	Grp A	RRP
600 Deep				
800 x 600 x 725	STRS80C	●	●	£247.25
800 Deep				
800 x 800 x 725	STRE80C	●	●	£308.13
1000 x 800 x 725	STRE10C	●	●	£335.55
1200 x 800 x 725	STRE12C	●	●	£360.80
1400 x 800 x 725	STRE14C	●	●	£396.48
1600 x 800 x 725	STRE16C	●	●	£416.68
1800 x 800 x 725	STRE18C	●	●	£443.08



QS: Quick Ship | GROUP A: Subject to a longer lead time.

● Available
○ Not Available



WAVE DESK



Left hand shown

W x D x D2 x H (mm)	Left Hand	Right Hand	QS	Grp A	RRP
1200 x 1000 x 800 x 725	STWW12CL	STWW12CR	●	●	£395.53
1400 x 1000 x 800 x 725	STWW14CL	STWW14CR	●	●	£425.38
1600 x 1000 x 800 x 725	STWW16CL	STWW16CR	●	●	£452.00

CABLE MANAGEMENT



Wire Mesh Cable Tray



Cable Trunking



Vertical Cable Manager

Cable Option	Description	Colour	Code	QS	Grp A	RRP
Wire Mesh Cable Tray	Wire mesh cable tray suitable for 1400mm desk. Additional sizes available, see page 98 for more details. 5 Year Guarantee.	Chrome	ACMESH14	●	●	POA
Vertical Cable Manager	35 x 65 x 800mm (easily manually shortened) with two cable compartments. Mounting options - wire mesh cable tray or desktop. 5 Year Guarantee.	Black, Silver & White	ACCVSPINE	○	●	POA
Cable Trunking	Plastic cable trunking to neatly conceal wires. 2 x 2.5 metre lengths included. Self adhesive to secure to surfaces.	–	ACCTRUNK	●	●	POA



QS: Quick Ship | **GROUP A:** Subject to a longer lead time.

● Available
○ Not Available



PEDESTALS

Personal storage solutions for the working office.



Narrow Under Desk



Fixed 2 Drawer



Fixed 3 Drawer



Mobile 2 Drawer



Mobile 3 Drawer



Desk High 3 Drawer 600 D



Desk High 4 Drawer 600 D



Desk High 3 Drawer 800 D

Pedestal	W x D x H (mm)	2 Drawer	3 Drawer	4 Drawer	QS	Grp A	RRP
Narrow Under Desk	310 x 555 x 680	–	STNP60D3	–	●	●	£234.40
Fixed	400 x 585 x 452	STFP58D2	STFP58D3	–	●	●	£182.38
Mobile	400 x 600 x 542	STMP60D2	STMP60D3	–	●	●	£216.03
Desk High, 600 Deep	400 x 600 x 725	–	STDP60D3	STDP60D4	●	●	£270.43
Desk High, 800 Deep	400 x 800 x 725	–	STDP80D3	STDP80D4	●	●	£329.35

Note: Pedestals are supplied with Bow Handles as standard. Alternative handle designs are available. All pedestals are supplied empty - for internal accessories see page 127. Desk high pedestals will also fit under Satellite desks when the feet are removed.



QS: Quick Ship | **GROUP A:** Subject to a longer lead time.

- Available
- Not Available



MEETING POINTS

These stylish meeting points create additional workspace for impromptu meetings and collaborative working.

Other finishes are available on a longer lead time.

ARC



W x D x H (mm)	Description	Fits to Cantilever	QS	Grp A	RRP
1200 x 600 x 725	Fits 2 x 600mm desk	STMA12C	●	●	£183.43
1600 x 800 x 725	Fits 2 x 800mm desk	STMA16C	●	●	£240.78

Quick ship finishes available.



BE Beech **MA** Maple **LO** Light Oak



SQUARE



W x D x H (mm)	Description	Fits to Cantilever	QS	Grp A	RRP
800 x 800 x 725	Fits 1 x 800mm desk	STSM80CRL	●	●	£181.33

Quick ship finishes available.



BE Beech **LO** Light Oak



SHELL



W x D x D2 x H (mm)	Description	Fits to Cantilever	QS	Grp A	RRP
1200 x 1200 x 800 x 725	Fits 1 x 800mm desk	STMS12C	●	●	£266.70

Quick ship finishes available.



BE Beech **MA** Maple **LO** Light Oak







ACTIVE PEDESTAL



2 Drawer

3 Drawer

Pedestal with Silver Handle	W x D x H (mm)	Code	QS	Grp A	RRP
2 Drawer	400 x 600 x 580	AVMP60D2	○	●	£295.11
3 Drawer	400 x 600 x 580	AVMP60D3	○	●	£309.54

Full details see pages 208-210. Cushion sold separately.

ACTIVE CADDY



Caddy with Silver Handle	W x D x H (mm)	Code	QS	Grp A	RRP
With Doors	800 x 400 x 580	AVMC80SD	○	●	POA
Without Doors	800 x 400 x 580	AVMC80ND	○	●	POA

Full details see pages 208-210. Cushion sold separately.

CADDY CUSHION



Pedestal Cushion

Caddy Cushion

Cushion	W x D x H (mm)	Code	Group 1	Group 2	Group 3	Group 4	Group 5+
Pedestal	400 x 600 x 30	AVMPCU60G	POA	POA	POA	POA	POA
Caddy	400 x 400 x 30	AVMCCU80G	POA	POA	POA	POA	POA

Full details see pages 208-210. For fabric options see page 254-259.



SATELLITE PANEL

Features & Details

Ideal for a more traditional look, Satellite Panel incorporates a range of features for modern office environments. The panel end design offers a sleek, clean appearance and includes practical cable management options.

- The Workplace Workhorse – practical and robust.
- Flexibility and Choice – wide range of sizes, configurations and styles to create custom-design spaces.
- Cable management available.
- Sturdy design.
- 25mm worksurfaces.



SPECIFICATION

- 25mm top made from grade E1 melamine faced high density particle board.
- A straight wooden modesty panel (2 panels with a crescent desk) as standard.
- Height levelling feet are supplied.
- A metal corner leg for stability, crescent desk only.

PEDESTAL SPECIFICATION

- 25mm top with an 18mm unit and drawer fronts.
- 25kg drawer runners.
- Narrow pedestal available, 18mm complete unit.
- Integral central locking, 2 keys are supplied.

- Silver bow handles.
- Height levelling feet / castors are supplied.

CABLE PORTS

- All desks are fitted with two grey rectangular cable ports (white desktops have white cable ports).

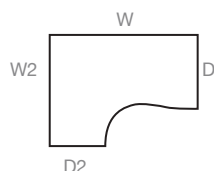
MEETING POINT SPECIFICATION

- 25mm desk top.
- Round legs.

FRAME OPTIONS

- Panel.

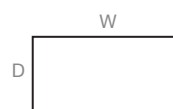
DESK SHAPES



Crescent
(Left hand shown)



Wave
(Left hand shown)




Rectangular

QUICK SHIP

Wood Finishes



BI Birch MA Maple WA Walnut BK Black



BE Beech WH White LO Light Oak

Metal Finishes



S Silver G Grey W White

GROUP A

Wood Finishes



NN Natural NN Grey
Nebraska Oak Nebraska Oak

Metal Finishes



S Silver G Grey W White

Wood finishes are heat, stain and scratch resistant when used for their intended purposes.

Please add the metal and wood suffix to your code when ordering eg: STCR16CLSBI

QS: Quick Ship | **GROUP A:** Subject to a longer lead time.

● Available
○ Not Available



CRESCENT DESK



W x W2 x D x D2 x H (mm)	Left Hand	Right Hand	QS	Grp A	RRP
1400 x 1200 x 800 x 600 x 725	STCR14PL	STCR14PR	●	●	£400.03
1600 x 1200 x 800 x 600 x 725	STCR16PL	STCR16PR	●	●	£438.05
1800 x 1200 x 800 x 600 x 725	STCR18PL	STCR18PR	●	●	£470.20

Satellite crescent desks have a metal corner leg for stability, and straight wooden modesty panels.

RECTANGULAR DESK



600 deep rectangular desk must be secured to either a crescent desk or desk high pedestal.

W x D x H (mm)	Code	QS	Grp A	RRP
600 Deep				
800 x 600 x 725	STRS80P	●	●	£180.80
800 Deep				
800 x 800 x 725	STRE80P	●	●	£234.20
1000 x 800 x 725	STRE10P	●	●	£261.63
1200 x 800 x 725	STRE12P	●	●	£286.90
1400 x 800 x 725	STRE14P	●	●	£322.58
1600 x 800 x 725	STRE16P	●	●	£342.10
1800 x 800 x 725	STRE18P	●	●	£369.18



WAVE DESK



Left hand shown

W x D x D2 x H (mm)	Left Hand	Right Hand	QS	Grp A	RRP
1200 x 1000 x 800 x 725	STWV12PL	STWV12PR	●	●	£321.65
1400 x 1000 x 800 x 725	STWV14PL	STWV14PR	●	●	£351.50
1600 x 1000 x 800 x 725	STWV16PL	STWV16PR	●	●	£378.10

CABLE MANAGEMENT



Wire Mesh Cable Tray



Cable Trunking



Vertical Cable Manager

Cable Option	Description	Colour	Code	QS	Grp A	RRP
Wire Mesh Cable Tray	Wire mesh cable tray suitable for 1400mm desk. Additional sizes available, see page 98 for more details. 5 Year Guarantee.	Chrome	ACMESH14	●	●	POA
Vertical Cable Manager	35 x 65 x 800mm (easily manually shortened) with two cable compartments. Mounting options - wire mesh cable tray or desktop. 5 Year Guarantee.	Black, Grey & White	ACCVSPINE	○	●	POA
Cable Trunking	Plastic cable trunking to neatly conceal wires. 2 x 2.5 metre lengths included. Self adhesive to secure to surfaces.	–	ACCTRUNK	●	●	POA



QS: Quick Ship | **GROUP A:** Subject to a longer lead time.

● Available
○ Not Available



PEDESTALS

Personal storage solutions for the working office.



Narrow
Under Desk



Fixed
2 Drawer



Fixed
3 Drawer



Mobile
2 Drawer



Mobile
3 Drawer



Desk High
3 Drawer
600 D



Desk High
4 Drawer
600 D



Desk High
3 Drawer
800 D

Pedestal	W x D x H (mm)	2 Drawer	3 Drawer	4 Drawer	QS	Grp A	RRP
Narrow Under Desk	310 x 555 x 680	–	STNP60D3	–	●	●	£234.40
Fixed	400 x 585 x 452	STFP58D2	STFP58D3	–	●	●	£182.38
Mobile	400 x 600 x 542	STMP60D2	STMP60D3	–	●	●	£216.03
Desk High, 600 Deep	400 x 600 x 725	–	STDP60D3	STDP60D4	●	●	£270.43
Desk High, 800 Deep	400 x 800 x 725	–	STDP80D3	STDP80D4	●	●	£329.35

Note: Pedestals are supplied with Bow Handles as standard. Alternative handle designs are available. All pedestals are supplied empty - for internal accessories see page 127. Desk high pedestals will also fit under Satellite desks when the feet are removed.



QS: Quick Ship | GROUP A: Subject to a longer lead time.

- Available
- Not Available



MEETING POINTS

These stylish meeting points create additional workspace for impromptu meetings and collaborative working.

Other finishes are available on a longer lead time.

ARC



W x D x H (mm)	Description	Fits to Panel	QS	Grp A	RRP
1200 x 600 x 725	Fits 2 x 600mm desk	STMA12P	●	●	£182.63
1600 x 800 x 725	Fits 2 x 800mm desk	STMA16P	●	●	£240.00

Quick ship finishes available.



BE Beech MA Maple LO Light Oak



SQUARE



W x D x H (mm)	Description	Fits to Panel	QS	Grp A	RRP
800 x 800 x 725	Fits 1 x 800mm desk	STSM80PRL	●	●	£180.95

Quick ship finishes available.



BE Beech LO Light Oak



SHELL



W x D x D2 x H (mm)	Description	Fits to Panel	QS	Grp A	RRP
1200 x 1200 x 800 x 725	Fits 1 x 800mm desk	STMS12P	●	●	£266.33

Quick ship finishes available.



BE Beech MA Maple LO Light Oak







ACTIVE PEDESTAL



2 Drawer

3 Drawer

Pedestal with Silver Handle	W x D x H (mm)	Code	QS	Grp A	RRP
2 Drawer	400 x 600 x 580	AVMP60D2	○	●	£295.11
3 Drawer	400 x 600 x 580	AVMP60D3	○	●	£309.54

Full details see pages 208-210. Cushion sold separately.

ACTIVE CADDY



Caddy with Silver Handle	W x D x H (mm)	Code	QS	Grp A	RRP
With Doors	800 x 400 x 580	AVMC80SD	○	●	POA
Without Doors	800 x 400 x 580	AVMC80ND	○	●	POA

Full details see pages 208-210. Cushion sold separately.

CADDY CUSHION



Pedestal Cushion

Caddy Cushion

Cushion	W x D x H (mm)	Code	Group 1	Group 2	Group 3	Group 4	Group 5+
Pedestal	400 x 600 x 30	AVMPCU60G	POA	POA	POA	POA	POA
Caddy	400 x 400 x 30	AVMCCU80G	POA	POA	POA	POA	POA

Full details see pages 208-210. For fabric options see page 254-259.



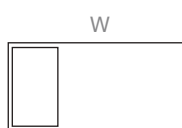
GALAXY



Features & Details

- A design 'classic'.
- Space efficiency with practical, lockable storage.
- Robust and durable with full metal underframe.
- Choice of colour and storage configurations.
- 18mm worksurfaces.

DESK SHAPES



Single Pedestal Desk
(Left hand shown)



Double Pedestal Desk



SPECIFICATION

- 18mm top made from grade E1 melamine faced high density particle board.
- All desks have the option of single pedestal with left or right hand positioning or double pedestals.
- Pedestals have recessed handles.
- Height levelling feet are supplied.
- Full metal underframe for additional strength.
- A straight wooden modesty panel as standard.

FRAME

- All desks feature 4 metal legs.

PEDESTAL SPECIFICATION

- 25kg, full length metal drawer runners.
- Integral central locking, 2 keys supplied.



QUICK SHIP

Metal & Wood Finishes



G Grey /
BE Beech



G Grey /
WH White



B Brown /
LO Light Oak

GROUP A

The finishes listed left are also available on a longer lead time if required.

Wood finishes are heat, stain and scratch resistant when used for their intended purposes.

Please add the metal and wood suffix to your code when ordering eg: GARE12SPD2**G****BE**

QS: Quick Ship | **GROUP A:** Subject to a longer lead time.

● Available
○ Not Available



SINGLE PEDESTAL DESK

2 DRAWER



W x D x H (mm)	Code	QS	Grp A	RRP
1200 x 745 x 720	GARE12SPD2	●	●	£423.10
1500 x 745 x 720	GARE15SPD2	●	●	£470.10
1800 x 745 x 720	GARE18SPD2	●	●	£508.33

White 1800mm desks not available on Quick Ship.

3 DRAWER



W x D x H (mm)	Code	QS	Grp A	RRP
1200 x 745 x 720	GARE12SPD3	●	●	£430.53
1500 x 745 x 720	GARE15SPD3	●	●	£477.50
1800 x 745 x 720	GARE18SPD3	●	●	£515.73

White 1800mm desks not available on Quick Ship.


DOUBLE PEDESTAL DESK

2 & 3 DRAWER



W x D x H (mm)	Code	QS	Grp A	RRP
1500 x 745 x 720	GARE15DP	●	●	£612.43
1800 x 745 x 720	GARE18DP	●	●	£650.63

White 1800mm desks not available on Quick Ship.



BENCH DESKING



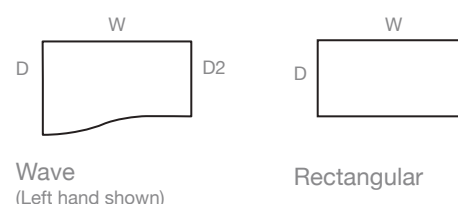
AURABENCH



Features & Details

- High end solution where style matches practicality.
- Aesthetic design with smooth curved leg frame feature.
- Flexibility – 2, 4, 6 or 8 person bench plus retrofit options.
- Ideal solution for multi-monitor screen requirements.
- Quality, robust manufacturing including continuous heavy gauge steel tube for leg frame.
- Integrated, easy access cable management with flat cable tray option for large devices, e.g. transformer plugs.
- 25mm worksurfaces.

DESK SHAPES

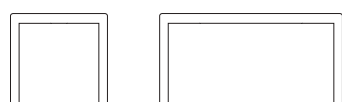


SPECIFICATION

- Floating desktop design made from 25mm grade E1 melamine faced high density particle board.
- The intermediate leg adds extra strength and support.
- Height levelling feet as standard.
- A scallop design is featured at the rear of each desk.
- Standalone desk plus 2, 4, 6 and 8 person bench.
- 'Plus 2' bench available as retrofit.
- Desk return and 'standalone' meeting table available as additional options.
- Strong, sturdy construction for screens and accessories.

FRAME

- Stylish laser cut profile end frame made from a continuous heavy gauge steel tube for extra strength.



CABLE MANAGEMENT

- Bench systems supplied with integrated cable management to span the full width of the configuration.
- Scalloped edge at back of worksurface allows cables to exit along the worktop – ideal for multi-cable requirements.
- Cable management tray is angled to provide easy access through the large portholes to cables and power units.
- Vertical cable tower available for fully integrated, floor box to desk top cable management.
- Additional cable management and accessories are available.

PEDESTAL SPECIFICATION

- 25mm top and drawer fronts with an 18mm unit.
- Narrow pedestal available, 18mm complete unit.
- Silver bow handles.
- Steel options also available.



QUICK SHIP


Not available

Wood finishes are heat, stain and scratch resistant when used for their intended purposes.


Please add the metal and wood suffix to your code when ordering eg: AUSW14RSBI

GROUP A

Metal Finishes



Wood Finishes



QS: Quick Ship | **GROUP A:** Subject to a longer lead time.

● Available
○ Not Available

SINGLE DESKS (AVAILABLE IN 600 & 800 DEEP)

WAVE DESK



Cable management comes as standard for single desks.

W x D x D2 x H (mm)	Left Hand	Right Hand	QS	Grp A	RRP
600 Deep					
(1200) 1200 x 800 x 600 x 740	AUSW12L	AUSW12R	○	●	£839.50
(1400) 1400 x 800 x 600 x 740	AUSW14L	AUSW14R	○	●	£848.53
(1600) 1600 x 800 x 600 x 740	AUSW16L	AUSW16R	○	●	£914.60
(1800) 1800 x 800 x 600 x 740	AUSW18L	AUSW18R	○	●	£903.80
800 Deep					
(1200) 1200 x 1000 x 800 x 740	AUWV12L	AUWV12R	○	●	£880.30
(1400) 1400 x 1000 x 800 x 740	AUWV14L	AUWV14R	○	●	£888.70
(1600) 1600 x 1000 x 800 x 740	AUWV16L	AUWV16R	○	●	£966.35
(1800) 1800 x 1000 x 800 x 740	AUWV18L	AUWV18R	○	●	£948.73

If you need a desktop screen, single AuraBench desks require different fixings. Please contact our customer services team for enquiries.

RECTANGULAR DESK



W x D x H (mm)	Code	QS	Grp A	RRP
600 Deep				
(1200) 1200 x 600 x 740	AURS12	○	●	£820.25
(1400) 1400 x 600 x 740	AURS14	○	●	£818.45
(1600) 1600 x 600 x 740	AURS16	○	●	£894.33
(1800) 1800 x 600 x 740	AURS18	○	●	£865.45
800 Deep				
(1200) 1200 x 800 x 740	AURE12	○	●	£864.40
(1400) 1400 x 800 x 740	AURE14	○	●	£866.43
(1600) 1600 x 800 x 740	AURE16	○	●	£943.63
(1800) 1800 x 800 x 740	AURE18	○	●	£929.83

If you need a desktop screen, single AuraBench desks require different fixings. Please contact our customer services team for enquiries.

MODESTY PANEL



Width (mm)	Code	QS	Grp A	RRP
1200 (Width)	AUMO12	○	●	£29.50
1400 (Width)	AUMO14	○	●	£34.25
1600 (Width)	AUMO16	○	●	£39.43
1800 (Width)	AUMO18	○	●	£45.05

- Modesty panel fits to the single desk only.
- 304mm deep.
- 18mm board with 2mm edging.

QS: Quick Ship | **GROUP A:** Subject to a longer lead time.

● Available
○ Not Available

SET OF 2 DESKS (AVAILABLE IN 600 & 800 DEEP)

WAVE DESK

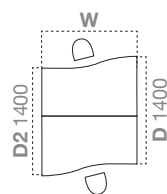


W x H (mm) (See D x D2 below)	Code	QS	Grp A	RRP
600 Deep				
(1200) 1200 x 740	AUSW12S2	○	●	£1208.35
(1400) 1400 x 740	AUSW14S2	○	●	£1267.35
(1600) 1600 x 740	AUSW16S2	○	●	£1379.58
(1800) 1800 x 740	AUSW18S2	○	●	£1405.68
800 Deep				
(1200) 1200 x 740	AUWW12S2	○	●	£1306.53
(1400) 1400 x 740	AUWW14S2	○	●	£1364.30
(1600) 1600 x 740	AUWW16S2	○	●	£1499.68
(1800) 1600 x 740	AUWW18S2	○	●	£1512.18

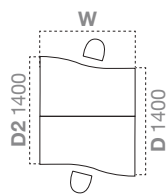
Please add your wave hand options to your code when ordering **A, B or C** eg: AUSW12S2A
Please note add the wave hand code before the finish option codes.

WAVE HAND OPTIONS

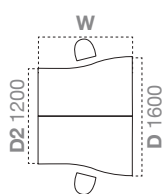
600 Deep



Option A

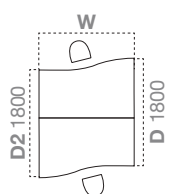


Option B

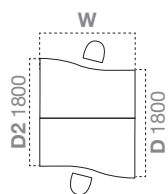


Option C

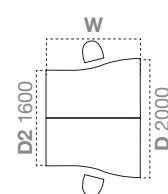
800 Deep



Option A



Option B



Option C

RECTANGULAR DESK



W x D x H (mm)	Code	QS	Grp A	RRP
600 Deep				
(1200) 1200 x 1200 x 740	AURS12S2	○	●	£1169.80
(1400) 1400 x 1200 x 740	AURS14S2	○	●	£1207.23
(1600) 1600 x 1200 x 740	AURS16S2	○	●	£1339.08
(1800) 1800 x 1200 x 740	AURS18S2	○	●	£1329.00
800 Deep				
(1200) 1200 x 1600 x 740	AURE12S2	○	●	£1274.75
(1400) 1400 x 1600 x 740	AURE14S2	○	●	£1319.73
(1600) 1600 x 1600 x 740	AURE16S2	○	●	£1454.25
(1800) 1800 x 1600 x 740	AURE18S2	○	●	£1474.33

QS: Quick Ship | **GROUP A:** Subject to a longer lead time.

● Available
○ Not Available

SET OF 4 DESKS (AVAILABLE IN 600 & 800 DEEP)

WAVE DESK

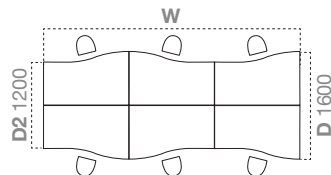


W x D x D2 x H (mm)	Code	QS	Grp A	RRP
600 Deep				
(1200) 2400 x 1600 x 1200 x 740	AUSW12S4	○	●	£2198.00
(1400) 2800 x 1600 x 1200 x 740	AUSW14S4	○	●	£2316.00
(1600) 3200 x 1600 x 1200 x 740	AUSW16S4	○	●	£2540.48
(1800) 3600 x 1600 x 1200 x 740	AUSW18S4	○	●	£2592.70
800 Deep				
(1200) 2400 x 2000 x 1600 x 740	AUWV12S4	○	●	£2367.80
(1400) 2800 x 2000 x 1600 x 740	AUWV14S4	○	●	£2483.35
(1600) 3200 x 2000 x 1600 x 740	AUWV16S4	○	●	£2754.13
(1800) 3600 x 2000 x 1600 x 740	AUWV18S4	○	●	£2779.08

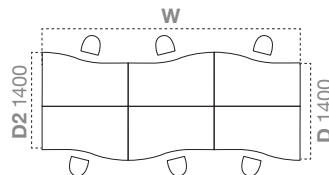
Please add your wave hand options to your code when ordering **A, B** or **C** eg: AUSW12S6A
Please note add the wave hand code before the finish option codes.

WAVE HAND OPTIONS

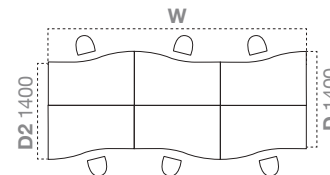
600 Deep



Option A



Option B



Option C

RECTANGULAR DESK



W x D x H (mm)	Code	QS	Grp A	RRP
600 Deep				
(1200) 2400 x 1200 x 740	AURS12S4	○	●	£2120.85
(1400) 2800 x 1200 x 740	AURS14S4	○	●	£2195.70
(1600) 3200 x 1200 x 740	AURS16S4	○	●	£2459.43
(1800) 3600 x 1200 x 740	AURS18S4	○	●	£2439.28
800 Deep				
(1200) 2400 x 1600 x 740	AURE12S4	○	●	£2304.28
(1400) 2800 x 1600 x 740	AURE14S4	○	●	£2394.20
(1600) 3200 x 1600 x 740	AURE16S4	○	●	£2663.25
(1800) 3600 x 1600 x 740	AURE18S4	○	●	£2703.43

QS: Quick Ship | **GROUP A:** Subject to a longer lead time.

● Available
○ Not Available

SET OF 6 DESKS (AVAILABLE IN 600 & 800 DEEP)

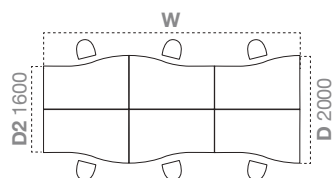
WAVE DESK



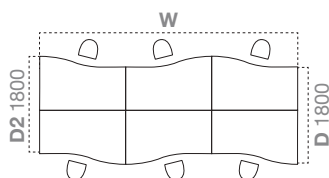
W x H (mm) (See D x D2 below)	Code	QS	Grp A	RRP
600 Deep				
(1200) 3600 x 740	AUSW12S6	○	●	£3187.65
(1400) 4200 x 740	AUSW14S6	○	●	£3364.65
(1600) 4800 x 740	AUSW16S6	○	●	£3701.38
(1800) 5400 x 740	AUSW18S6	○	●	£3779.68
800 Deep				
(1200) 3600 x 740	AUWV12S6	○	●	£3429.08
(1400) 4200 x 740	AUWV14S6	○	●	£3602.40
(1600) 4800 x 740	AUWV16S6	○	●	£4008.58
(1800) 5400 x 740	AUWV18S6	○	●	£4046.00

Please add your wave hand options to your code when ordering **A**, **B** or **C** eg: AUSW12S6A
Please note add the wave hand code before the finish option codes.

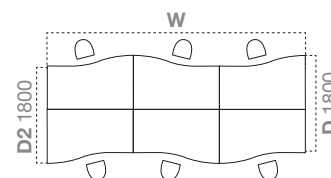
800 Deep



Option A



Option B



Option C

RECTANGULAR DESK



W x D x H (mm)	Code	QS	Grp A	RRP
600 Deep				
(1200) 3600 x 1200 x 740	AURS12S6	○	●	£3071.95
(1400) 4200 x 1200 x 740	AURS14S6	○	●	£3184.20
(1600) 4800 x 1200 x 740	AURS16S6	○	●	£3579.80
(1800) 5400 x 1200 x 740	AURS18S6	○	●	£3549.58
800 Deep				
(1200) 3600 x 1600 x 740	AURE12S6	○	●	£3333.80
(1400) 4200 x 1600 x 740	AURE14S6	○	●	£3468.70
(1600) 4800 x 1600 x 740	AURE16S6	○	●	£3872.25
(1800) 5400 x 1600 x 740	AURE18S6	○	●	£3932.50

QS: Quick Ship | **GROUP A:** Subject to a longer lead time.

● Available
○ Not Available

SET OF 8 DESKS (AVAILABLE IN 600 & 800 DEEP)

WAVE DESK



W x D x D2 x H (mm)	Code	QS	Grp A	RRP
600 Deep				
(1200) 4800 x 1600 x 1200 x 740	AUSW12S8	○	●	£4177.30
(1400) 5600 x 1600 x 1200 x 740	AUSW14S8	○	●	£4413.28
(1600) 6400 x 1600 x 1200 x 740	AUSW16S8	○	●	£4862.25
(1800) 7200 x 1600 x 1200 x 740	AUSW18S8	○	●	£4966.65
800 Deep				
(1200) 4800 x 2000 x 1600 x 740	AUWV12S8	○	●	£4490.35
(1400) 5600 x 2000 x 1600 x 740	AUWV14S8	○	●	£4721.45
(1600) 6400 x 2000 x 1600 x 740	AUWV16S8	○	●	£5263.08
(1800) 7200 x 2000 x 1600 x 740	AUWV18S8	○	●	£5312.95

RECTANGULAR DESK



W x D x H (mm)	Code	QS	Grp A	RRP
600 Deep				
(1200) 4800 x 1200 x 740	AURS12S8	○	●	£4023.05
(1400) 5600 x 1200 x 740	AURS14S8	○	●	£4172.73
(1600) 6400 x 1200 x 740	AURS16S8	○	●	£4700.18
(1800) 7200 x 1200 x 740	AURS18S8	○	●	£4659.88
800 Deep				
(1200) 4800 x 1600 x 740	AURE12S8	○	●	£4363.33
(1400) 5600 x 1600 x 740	AURE14S8	○	●	£4543.18
(1600) 6400 x 1600 x 740	AURE16S8	○	●	£5081.28
(1800) 7200 x 1600 x 740	AURE18S8	○	●	£5161.58



QS: Quick Ship | **GROUP A:** Subject to a longer lead time.

● Available
○ Not Available

SET OF PLUS 2 DESKS (AVAILABLE IN 600 & 800 DEEP)

You can add a Plus 2 desk to extend any configuration and create a cost effective run of desks.

WAVE DESK

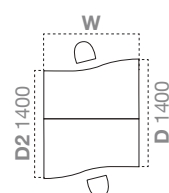


W x H (mm) (See D x D2 below)		Code	QS	Grp A	RRP
600 Deep					
(1200)	1200 x 740	AUSW12P2	○	●	£989.65
(1400)	1400 x 740	AUSW14P2	○	●	£1048.65
(1600)	1600 x 740	AUSW16P2	○	●	£1160.88
(1800)	1800 x 740	AUSW18P2	○	●	£1186.98
800 Deep					
(1200)	1200 x 740	AUWV12P2	○	●	£1061.28
(1400)	1400 x 740	AUWV14P2	○	●	£1119.05
(1600)	1600 x 740	AUWV16P2	○	●	£1254.45
(1800)	1800 x 740	AUWV18P2	○	●	£1266.93

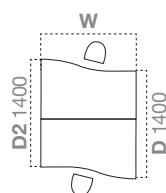
Please add your wave hand options to your code when ordering **A, B or C** eg: AUSW12P2A
Please note: Add the wave hand code before the finish option codes.

WAVE HAND OPTIONS

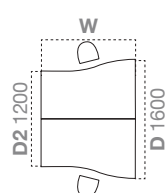
600 Deep



Option A

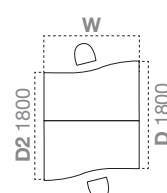


Option B

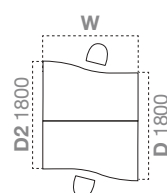


Option C

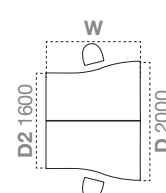
800 Deep



Option A



Option B



Option C

RECTANGULAR DESK



W x D x H (mm)		Code	QS	Grp A	RRP
600 Deep					
(1200)	1200 x 1200 x 740	AURS12P2	○	●	£951.10
(1400)	1400 x 1200 x 740	AURS14P2	○	●	£988.50
(1600)	1600 x 1200 x 740	AURS16P2	○	●	£1120.35
(1800)	1800 x 1200 x 740	AURS18P2	○	●	£1110.30
800 Deep					
(1200)	1200 x 1600 x 740	AURE12P2	○	●	£1029.53
(1400)	1400 x 1600 x 740	AURE14P2	○	●	£1074.48
(1600)	1600 x 1600 x 740	AURE16P2	○	●	£1209.00
(1800)	1800 x 1600 x 740	AURE18P2	○	●	£1229.08

QS: Quick Ship | **GROUP A:** Subject to a longer lead time.

● Available
○ Not Available

RETURN DESK



W x D x H (mm)	Code	QS	Grp A	RRP
800 x 600 x 740mm	AUDR80	○	●	POA
1000 x 600 x 740mm	AUDR10	○	●	POA
1200 x 600 x 740mm	AUDR12	○	●	POA

Add a return desk to any AuraBench configuration to create a convenient additional workspace.

TABLES



W x D x H (mm)	Code	QS	Grp A	RRP
1200 x 1200 x 740mm	AUBT12BF	○	●	£957.63
1800 x 1200 x 740mm	AUBT18BF	○	●	£1121.05
2400 x 1200 x 740mm	AUBT24BF	○	●	£1741.93

Our meeting tables have the same stylish floating top and curved frame design as our AuraBench desking range.

PEDESTALS



Steel Mobile Narrow
3 Drawer



Steel Mobile
3 Drawer



Mobile
2 Drawer



Mobile
3 Drawer



Narrow Under Desk
3 Drawer*

Pedestal	W x D x H (mm)	Finishes	2 Drawer	3 Drawer	QS	Grp A	RRP
Steel Mobile Narrow	300 x 570 x 600	Silver	–	AUNP57STD3S	○	●	£236.03
Steel Mobile Narrow	300 x 570 x 600	White	–	AUNP57STD3W	○	●	£236.03
Steel Mobile	420 x 570 x 600	Silver	–	AUMP57STD3S	○	●	£322.65
Steel Mobile	420 x 570 x 600	White	–	AUMP57STD3W	○	●	£322.65
Mobile	430 x 600 x 542	See wood finishes	AUMP60D2	AUMP60D3	○	●	£256.03
Narrow Under Desk *	310 x 555 x 680	See wood finishes	–	STNP60D3	○	●	£234.40

Note: Pedestals are supplied with Bow Handles as standard. Alternative designs are available - see page 127 for details.

All pedestals are supplied empty - for internal accessories also see page 127.

* Narrow under desk not suitable for use with 1200mm desks.



QS: Quick Ship | **GROUP A:** Subject to a longer lead time.

● Available
○ Not Available

ACTIVE PEDESTAL



2 Drawer

3 Drawer

Pedestal with Silver Handle	W x D x H (mm)	Code	QS	Grp A	RRP
2 Drawer	400 x 600 x 580	AVMP60D2	○	●	£295.11
3 Drawer	400 x 600 x 580	AVMP60D3	○	●	£309.54

Full details see pages 208-210. Cushion sold separately.

ACTIVE CADDY



Caddy with Silver Handle	W x D x H (mm)	Code	QS	Grp A	RRP
With Doors	800 x 400 x 580	AVMC80SD	○	●	POA
Without Doors	800 x 400 x 580	AVMC80ND	○	●	POA

Full details see pages 208-210. Cushion sold separately.

CUSHIONS



Pedestal Cushion

Caddy Cushion

Cushion	W x D x H (mm)	Code	Group 1	Group 2	Group 3	Group 4	Group 5+
Pedestal	400 x 600 x 30	AVMPCU60G	POA	POA	POA	POA	POA
Caddy	400 x 400 x 30	AVMCCU80G	POA	POA	POA	POA	POA

Full details see pages 208-210. For fabric options see page 254-259.





CABLE MANAGEMENT

AuraBench systems are supplied with integrated cable management to span the full width of the configuration. Additional cable management and accessories are available to purchase separately.


VERTICAL CABLE TOWER

Designed to offer complete vertical wire management, which can be fitted to group configurations to provide a seamless and integrated solution.

INTEGRATED CABLE TRAY

(comes as standard)

Designed to be pieced together concealing visible wiring with ease.



VERSATILITY & FLEXIBILITY


AuraBench's cable management options are key to the range's versatility. Unlike many alternative solutions, AuraBench allows easy access to IT and power cables without needing to remove the desktop or rely on sliding top access mechanisms.



IT and power cables can be readily accessed through the large 'portholes'.

The cable management tray is angled to provide easy access.

The option of a flat integrated cable tray section overcomes the common issue with many cable management systems. It is specifically designed to accommodate large electrical units – such as network devices or transformer plugs.



QS: Quick Ship | **GROUP A:** Subject to a longer lead time.

● Available
○ Not Available



Vertical Cable Tower



Integrated Cable Tray
(comes as standard)




Flat Integrated Cable Tray



Cable Tray Linking Unit

Cable Management	Description	Colour	Code	QS	Grp A	RRP
Vertical Cable Tower	Designed to offer complete vertical wire management. To be fitted to any join where integrated horizontal cable management is present. Not suitable for use on the single desk.	Silver, White	AUCTOWER	○	●	£230.68
Integrated Cable Tray (comes as standard)	Designed to piece together for a perfect result. The integrated cable tray can be connected with the cable tray linking unit and flat cable tray if required. Not suitable for use on the single desk.	Silver, White				
410mm	1 x 410mm and 1 x 610mm cable tray fits a 1200mm desk.		AUCTRAY410	○	●	£57.05
610mm	2 x 610mm cable trays fit a 1400mm desk.		AUCTRAY610	○	●	£72.53
810mm	1 x 810mm and 1 x 610mm cable tray fits a 1600mm desk.		AUCTRAY810	○	●	£121.98
1010mm	1 x 1010mm and 1 x 610mm cable tray fits an 1800mm desk.		AUCTRAY1010	○	●	£77.63
Flat Integrated Cable Tray, 400mm	The flat integrated cable tray is designed to place large electrical items such as network devices or transformer plugs. Not suitable for use on the single desk.	Silver, White	AUCTRAYF400	○	●	£35.70
Cable Tray Linking Unit, 180mm (Required to be used with Vertical Cable Tower)	Designed to be positioned above a vertical cable tower to neatly guide the wires through to the cable tower. Not suitable for use on the single desk.	Silver, White	AUCTRAYLINK	○	●	£30.05

Please add your colour suffix of **S** or **W** to the end of your code where the choice is available.





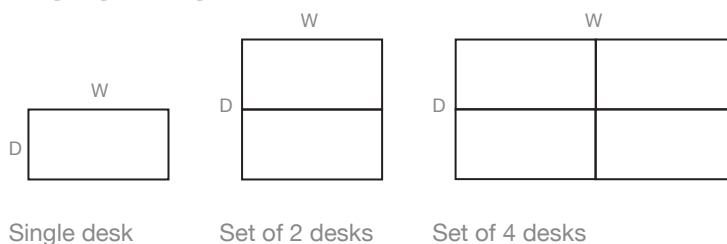
GEO



Features & Details

- Simple clean lines.
- Robust design for busy, high volume, multi-use environments making it ideal for hot desking.
- The inset, intermediate leg adds further strength on sets of 4 desks and freedom of movement.
- Optional slot-in cable management.
- 25mm worksurfaces.

DESK SHAPES

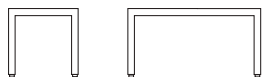


SPECIFICATION

- Sleek, clean lines with 'floating' worksurface.
- Stylish angular end frame made from heavy gauge steel tube for extra strength.
- The intermediate leg adds further strength and support on sets of 4 desks.
- Height levelling feet.
- 25mm worksurfaces.

FRAME

- Modern goalpost bench style leg frame.



CABLE PORTS

- All desks are fitted with two grey rectangular cable ports, excluding white desktops which have white cable ports.

PEDESTAL SPECIFICATION


- 25mm top with an 18mm unit and drawer fronts.
- 25kg drawer runners.
- Narrow pedestal available, 18mm complete unit.
- Integral central locking, 2 keys are supplied.
- Silver bow handles.
- Height levelling feet / castors as standard.
- Steel pedestal available.



All Geo is available with optional cable trays which slot easily into place upon assembly.


QUICK SHIP

Metal Finishes




W White


Wood Finishes



BI Birch



WH White



WA Walnut

Wood finishes are heat, stain and scratch resistant when used for their intended purposes.


Please add the metal and wood suffix to your code when ordering eg: GERE12S4BFWBI

GROUP A

Metal Finishes



S Silver



W White

Wood Finishes



BI Birch



MA Maple




WA Walnut



NN Natural Nebraska Oak



BE Beech



WH White



LO Light Oak



GN Grey Nebraska Oak

QS: Quick Ship | GROUP A: Subject to a longer lead time.

● Available
○ Not Available



SINGLE DESK



W x D x H (mm)	Code	QS	Grp A	RRP
1200 x 800 x 740	GERE12S1BF	○	●	POA
1400 x 800 x 740	GERE14S1BF	○	●	POA
1600 x 800 x 740	GERE16S1BF	○	●	POA

SET OF 2 DESKS



W x D x H (mm)	Code	QS	Grp A	RRP
(1200) 1200 x 1605 x 740	GERE12S2BF	●	●	£1233.58
(1400) 1400 x 1605 x 740	GERE14S2BF	●	●	£1268.18
(1600) 1600 x 1605 x 740	GERE16S2BF	●	●	£1364.28

SET OF 4 DESKS



W x D x H (mm)	Code	QS	Grp A	RRP
(1200) 2400 x 1605 x 740	GERE12S4BF	●	●	£2095.18
(1400) 2800 x 1605 x 740	GERE14S4BF	●	●	£2174.85
(1600) 3200 x 1605 x 740	GERE16S4BF	●	●	£2270.20

PEDESTALS

Personal storage solutions for the working office.



Steel Mobile Narrow
3 Drawer



Steel Mobile
3 Drawer



Mobile
2 Drawer



Mobile
3 Drawer



Narrow Under Desk
3 Drawer

Pedestal	W x D x H (mm)	Finishes	2 Drawer	3 Drawer	QS	Grp A	RRP
Steel Mobile Narrow	300 x 570 x 600	Silver	–	AUNP57STD3S	○	●	£236.03
Steel Mobile Narrow	300 x 570 x 600	White	–	AUNP57STD3W	○	●	£236.03
Steel Mobile	420 x 570 x 600	Silver	–	AUMP57STD3S	○	●	£322.65
Steel Mobile	420 x 570 x 600	White	–	AUMP57STD3W	○	●	£322.65
Mobile	400 x 600 x 542	See Wood Finishes	STMP60D2	STMP60D3	●	●	£216.03
Narrow Under Desk	310 x 555 x 680	See Wood Finishes	–	STNP60D3	●	●	£234.40

Note: Pedestals are supplied with Bow Handles as standard. Alternative designs are available - see page 127 for details.
All pedestals are supplied empty - for internal accessories see page 127.

QS: Quick Ship | **GROUP A:** Subject to a longer lead time.

● Available
○ Not Available



ACTIVE PEDESTAL



2 Drawer



3 Drawer

Pedestal with Silver Handle	W x D x H (mm)	Code	QS	Grp A	RRP
2 Drawer	400 x 600 x 580	AVMP60D2	○	●	£295.11
3 Drawer	400 x 600 x 580	AVMP60D3	○	●	£309.54

Full details see pages 208-210. Cushion sold separately.

ACTIVE CADDY



Caddy with Silver Handle	W x D x H (mm)	Code	QS	Grp A	RRP
With Doors	800 x 400 x 580	AVMC80SD	○	●	POA
Without Doors	800 x 400 x 580	AVMC80ND	○	●	POA

Full details see pages 208-210. Cushion sold separately.

CUSHIONS



Pedestal Cushion

Caddy Cushion

Cushion	W x D x H (mm)	Code	Group 1	Group 2	Group 3	Group 4	Group 5+
Pedestal	400 x 600 x 30	AVMPCU60G	POA	POA	POA	POA	POA
Caddy	400 x 400 x 30	AVMCCU80G	POA	POA	POA	POA	POA

Full details see pages 208-210. For fabric options see page 254-259.

CABLE TRAYS

All Geo cable trays are available in white to match the desk frame.

CABLE TRAY



W x D x H (mm)	Code	QS	Grp A	RRP
1200 x 134 x 152	GECTRAY12	●	●	72.08
1400 x 134 x 152	GECTRAY14	●	●	76.58
1600 x 134 x 152	GECTRAY16	●	●	85.63



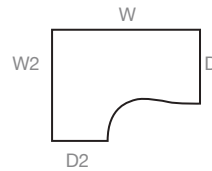
DOMINOBEAM



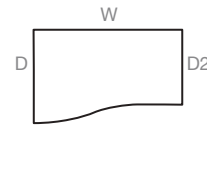
Features & Details

- Robust, sturdy design.
- Choice of shapes and configurations.
- Integrated, easy access cable management.
- Optional metal or wood modesty panel.
- 25mm worksurface.

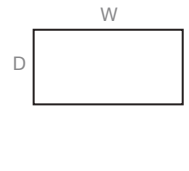
DESK SHAPES



Crescent
(Left hand shown)



Wave
(Left hand shown)



Rectangular

SPECIFICATION

- 25mm desk top made from grade E1 melamine faced high density particle board.
- A round corner leg features on the crescent desk only.
- Height levelling feet as standard.
- Heavy duty centre rails provide extra rigidity.
- An additional metal or wood modesty panel is available separately.
- 'Plus One' feature available. Leg sharing between adjacent desk for maximum flexibility.

FRAME & CABLE PORTS

- 2 oval silver effect cable ports.
- A cable managed beam frame.

PEDESTAL SPECIFICATION

- 25mm top with an 18mm unit.
- Silver bow handles.
- Integral central locking, 2 keys are supplied.
- Height levelling feet / castors are supplied.

CABLE MANAGEMENT

- The beam leg system is supplied with integrated cable trunking.
- The universal leg can be positioned to provide left or right access to the cable management.
- Removable cover plates feature on the inside of each leg allowing the wires to be easily concealed.



PLUS ONE DESKS

Plus one desks share one of its legs with another existing Domino desk, offering maximum flexibility and space efficient desking.



QUICK SHIP

Not Available

Wood finishes are heat, stain and scratch resistant when used for their intended purposes.

Please add the metal and wood suffix to your code when ordering eg: DMCR14LSBI

GROUP A


Metal Finishes



S Silver

W White

Wood Finishes



BI Birch

MA Maple

WA Walnut

NN Natural
Nebraska Oak

BE Beech

WH White

LO Light Oak

GN Grey
Nebraska Oak

QS: Quick Ship | **GROUP A:** Subject to a longer lead time.

● Available
○ Not Available

CRESCENT DESK



Crescent Desk



Crescent Plus 1 Desk

W x W2 x D x D2 x H (mm)	Left Hand	Right Hand	QS	Grp A	RRP
1400 x 1200 x 800 x 600 x 725	DMCR14L	DMCR14R	○	●	£770.48
1600 x 1200 x 800 x 600 x 725	DMCR16L	DMCR16R	○	●	£805.70
1800 x 1200 x 800 x 600 x 725	DMCR18L	DMCR18R	○	●	£842.38
Plus 1 Desk					
1400 x 1200 x 800 x 600 x 725	DMCR14P1L	DMCR14P1R	○	●	£597.20
1600 x 1200 x 800 x 600 x 725	DMCR16P1L	DMCR16P1R	○	●	£632.43
1800 x 1200 x 800 x 600 x 725	DMCR18P1L	DMCR18P1R	○	●	£669.05

WAVE DESK

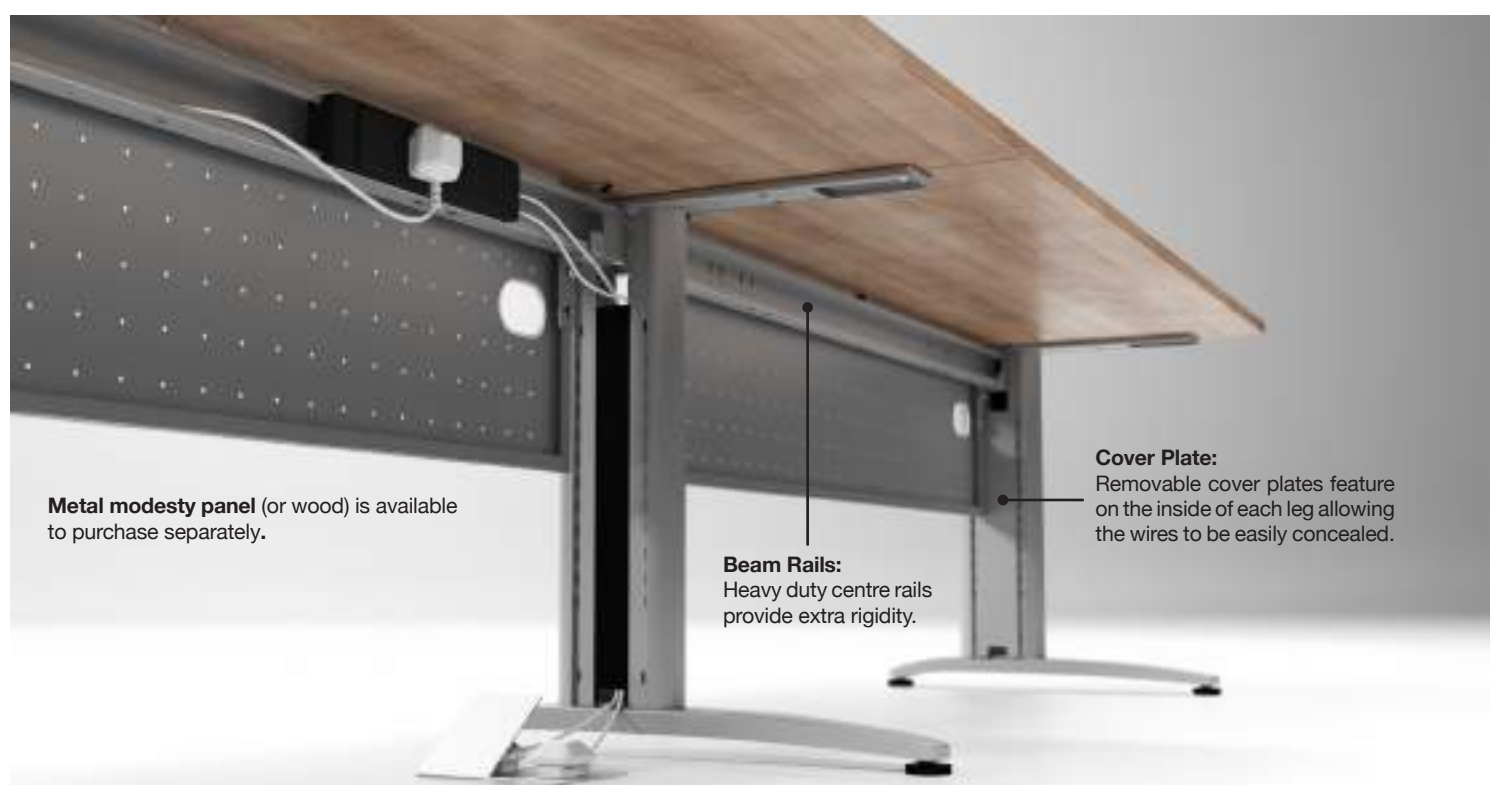


Wave Desk



Wave Plus 1 Desk

W x D x D2 x H (mm)	Left Hand	Right Hand	QS	Grp A	RRP
1200 x 1000 x 800 x 725	DMWW12L	DMWW12R	○	●	£526.28
1400 x 1000 x 800 x 725	DMWW14L	DMWW14R	○	●	£555.43
1600 x 1000 x 800 x 725	DMWW16L	DMWW16R	○	●	£584.95
1800 x 1000 x 800 x 725	DMWW18L	DMWW18R	○	●	£607.93
Plus 1 Desk					
1200 x 1000 x 800 x 725	DMWW12P1L	DMWW12P1R	○	●	£366.25
1400 x 1000 x 800 x 725	DMWW14P1L	DMWW14P1R	○	●	£395.40
1600 x 1000 x 800 x 725	DMWW16P1L	DMWW16P1R	○	●	£424.95
1800 x 1000 x 800 x 725	DMWW18P1L	DMWW18P1R	○	●	£447.93



Metal modesty panel (or wood) is available to purchase separately.

Beam Rails:
Heavy duty centre rails provide extra rigidity.

Cover Plate:
Removable cover plates feature on the inside of each leg allowing the wires to be easily concealed.

QS: Quick Ship | **GROUP A:** Subject to a longer lead time.

● Available
○ Not Available



RECTANGULAR DESK



Rectangular Desk



Rectangular Plus 1 Desk

W x D x H (mm)	Code	QS	Grp A	RRP
1200 x 800 x 725	DMRE12	○	●	£499.88
1400 x 800 x 725	DMRE14	○	●	£524.03
1600 x 800 x 725	DMRE16	○	●	£550.38
1800 x 800 x 725	DMRE18	○	●	£569.70
Plus 1 Desk				
1200 x 800 x 725	DMRE12P1	○	●	£339.88
1400 x 800 x 725	DMRE14P1	○	●	£364.03
1600 x 800 x 725	DMRE16P1	○	●	£390.35
1800 x 800 x 725	DMRE18P1	○	●	£409.70

TABLES

Stylish meeting table to complement the DominoBeam range. A Plus 1 option to extend the table length is also available.

RECTANGULAR TABLE



Rectangular Table



Rectangular Table, Plus 1 Desk

W x D x H (mm)	Code	QS	Grp A	RRP
1800 x 800 x 725	DMBT18BF	○	●	£563.13
2400 x 800 x 725	DMBT24BF	○	●	£640.43
Plus 1 Table				
1800 x 800 x 725	DMBT18BFP	○	●	POA
2400 x 800 x 725	DMBT24BFP	○	●	POA

QS: Quick Ship | **GROUP A:** Subject to a longer lead time.

● Available
○ Not Available

MODESTY PANEL

2 modesty panels are recommended for crescent desks.



Metal Modesty



Wooden Modesty

Modesty Panel	W x H (mm)		QS	Grp A	Metal Modesty	RRP	Wooden Modesty	RRP
Fits Crescent	1200 x 350	LH	○	●	DMCRMMP12L	POA!	DMCRWMP12L	POA
Fits Crescent	1400 x 350	LH	○	●	DMCRMMP14L	POA	DMCRWMP14L	POA
Fits Crescent	1600 x 350	LH	○	●	DMCRMMP16L	POA	DMCRWMP16L	POA
Fits Crescent	1800 x 350	LH	○	●	DMCRMMP18L	POA	DMCRWMP18L	POA
Fits Crescent	1200 x 350	RH	○	●	DMCRMMP12R	POA	DMCRWMP12R	POA
Fits Crescent	1400 x 350	RH	○	●	DMCRMMP14R	POA	DMCRWMP14R	POA
Fits Crescent	1600 x 350	RH	○	●	DMCRMMP16R	POA	DMCRWMP16R	POA
Fits Crescent	1800 x 350	RH	○	●	DMCRMMP18R	POA	DMCRWMP18R	POA
Fits Wave / Rectangular	1200 x 350	–	○	●	DMREMMP12	POA	DMRREWMP12	POA
Fits Wave / Rectangular	1400 x 350	–	○	●	DMREMMP14	POA	DMRREWMP14	POA
Fits Wave / Rectangular	1600 x 350	–	○	●	DMREMMP16	POA	DMRREWMP16	POA
Fits Wave / Rectangular	1800 x 350	–	○	●	DMREMMP18	POA	DMRREWMP18	POA

PEDESTALS

Personal storage solutions for the working office.



Steel Mobile
Narrow 3 Drawer



Steel Mobile
3 Drawer



Mobile
2 Drawer



Mobile
3 Drawer



Desk High,
600D 3 Drawer



Desk High,
600D 4 Drawer

Pedestal	W x D x H (mm)	Finishes	2 Drawer	3 Drawer	4 Drawer	QS	Grp A	RRP
Steel Mobile Narrow	300 x 570 x 600	Silver	–	DMSN57ST3S	–	○	●	POA
Steel Mobile Narrow	300 x 570 x 600	White	–	DMSN57ST3W	–	○	●	POA
Steel Mobile	420 x 570 x 600	Silver	–	DMMP57ST3S	–	○	●	POA
Steel Mobile	420 x 570 x 600	White	–	DMMP57ST3W	–	○	●	POA
Mobile	430 x 600 x 542	See wood finishes	DMMP60D2	DMMP60D3	–	○	●	POA
Desk High, 600 Deep	400 x 600 x 725	See wood finishes	–	DMDP60D3	DMDP60D4	○	●	£328.38
Desk High, 800 Deep	400 x 800 x 725	See wood finishes	–	DMDP80D3	DMDP80D4	○	●	£399.93

Note: Pedestals are supplied with Bow Handles as standard. Alternative designs are available - see page 127 for details.
All pedestals are supplied empty - for internal accessories see page 127.

QS: Quick Ship | **GROUP A:** Subject to a longer lead time.

● Available
○ Not Available

ACTIVE PEDESTAL



2 Drawer

3 Drawer

Pedestal with Silver Handle	W x D x H (mm)	Code	QS	Grp A	RRP
2 Drawer	400 x 600 x 580	AVMP60D2	○	●	£295.11
3 Drawer	400 x 600 x 580	AVMP60D3	○	●	£309.54

Full details see pages 208-210. Cushion sold separately.

ACTIVE CADDY



Caddy with Silver Handle	W x D x H (mm)	Code	QS	Grp A	RRP
With Doors	800 x 400 x 580	AVMC80SD	○	●	POA
Without Doors	800 x 400 x 580	AVMC80ND	○	●	POA

Full details see pages 208-210. Cushion sold separately.

CUSHIONS



Pedestal Cushion


Caddy Cushion

Cushion	W x D x H (mm)	Code	Group 1	Group 2	Group 3	Group 4	Group 5+
Pedestal	400 x 600 x 30	AVMPCU60G	POA	POA	POA	POA	POA
Caddy	400 x 400 x 30	AVMCCU80G	POA	POA	POA	POA	POA

Full details see pages 208-210. For fabric options see page 254-259.



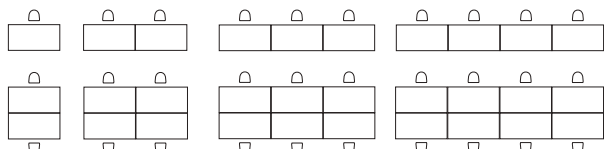
LIBRA





Features & Details

- Modern, sleek design.
- Cost effective, scalable solution.
- Integrated end panel for neat, stylish appearance.
- Optional cable management.
- Linear and bench desking configurations.
- 18mm worksurfaces.



SPECIFICATION

- 18mm top made from grade E1 melamine faced high density particle board.
- Modular construction allows additional workstations to be added when required.
- End frames are supplied with an infill panel that matches the colour of the legs.
- Linear desks supplied with a modesty panel as standard.
- Height levelling feet are supplied.
- Designed for easy installation.

FRAME

- Structural steel frame with an intermediate leg adding strength and stability.



CABLE MANAGEMENT

- Cable management trays are available to purchase separately for all desks and benches.

CABLE PORTS

- All desks feature two round cable ports matching the leg colour (white/white, silver/grey).


PEDESTAL SPECIFICATION

- 25mm top with an 18mm unit and drawer fronts.
- 25kg drawer runners.
- Narrow pedestal 18mm complete unit.
- Integral central locking, 2 keys are supplied.
- Silver bow handles.
- Height levelling feet / castors as standard.



QUICK SHIP

Metal Finishes




W White

Wood Finishes



BE Beech




WH White

GROUP A

Metal Finishes



S Silver



W White

Wood Finishes



BI Birch



MA Maple



WA Walnut




NN Natural
Nebraska Oak

Please add the metal and wood suffix to your code when ordering eg:
LBRE16D1WBE



BE Beech



WH White



LO Light Oak



GN Grey
Nebraska Oak

Wood finishes are heat, stain and scratch resistant when used for their intended purposes.

QS: Quick Ship | **GROUP A:** Subject to a longer lead time.

● Available
○ Not Available



LINEAR DESKING

DESK, SINGLE



W x D x H (mm)	Code	QS	Grp A	RRP
1200 x 800 x 740	LBRE12D1	●	●	£384.38
1400 x 800 x 740	LBRE14D1	●	●	£416.68
1600 x 800 x 740	LBRE16D1	●	●	£437.73

DESK, SET OF 2



W x D x H (mm)	Code	QS	Grp A	RRP
(1200) 2400 x 800 x 740	LBRE12D2	●	●	£646.83
(1400) 2800 x 800 x 740	LBRE14D2	●	●	£711.38
(1600) 3200 x 800 x 740	LBRE16D2	●	●	£753.50

DESK, SET OF 3



W x D x H (mm)	Code	QS	Grp A	RRP
(1200) 3600 x 800 x 740	LBRE12D3	●	●	£909.28
(1400) 4200 x 800 x 740	LBRE14D3	●	●	£1006.10
(1600) 4800 x 800 x 740	LBRE16D3	●	●	£1069.25

DESK, SET OF 4



W x D x H (mm)	Code	QS	Grp A	RRP
(1200) 4800 x 800 x 740	LBRE12D4	●	●	£1171.73
(1400) 5600 x 800 x 740	LBRE14D4	●	●	£1300.78
(1600) 6400 x 800 x 740	LBRE16D4	●	●	£1385.08



QS: Quick Ship | **GROUP A:** Subject to a longer lead time.

● Available
○ Not Available



BENCH DESKING

BENCH, SET OF 2



W x D x H (mm)	Code	QS	Grp A	RRP
(1200) 1200 x 1600 x 740	LBRE12B2	●	●	£653.58
(1400) 1400 x 1600 x 740	LBRE14B2	●	●	£709.08
(1600) 1600 x 1600 x 740	LBRE16B2	●	●	£744.10

BENCH, SET OF 4



W x D x H (mm)	Code	QS	Grp A	RRP
(1200) 2400 x 1600 x 740	LBRE12B4	●	●	£1111.40
(1400) 2800 x 1600 x 740	LBRE14B4	●	●	£1222.35
(1600) 3200 x 1600 x 740	LBRE16B4	●	●	£1292.40

BENCH, SET OF 6



W x D x H (mm)	Code	QS	Grp A	RRP
(1200) 3600 x 1600 x 740	LBRE12B6	●	●	£1569.18
(1400) 4200 x 1600 x 740	LBRE14B6	●	●	£1735.58
(1600) 4800 x 1600 x 740	LBRE16B6	●	●	£1840.70

BENCH, SET OF 8



W x D x H (mm)	Code	QS	Grp A	RRP
(1200) 4800 x 1600 x 740	LBRE12B8	●	●	£2026.98
(1400) 5600 x 1600 x 740	LBRE14B8	●	●	£2248.85
(1600) 6400 x 1600 x 740	LBRE16B8	●	●	£2388.98





PEDESTALS

Personal storage solutions for the working office.



Steel Mobile Narrow
3 Drawer



Steel Mobile
3 Drawer



Mobile
2 Drawer



Mobile
3 Drawer



Narrow Under Desk
3 Drawer

Pedestal	W x D x H (mm)	Finishes	2 Drawer	3 Drawer	QS	Grp A	RRP
Steel Mobile Narrow	300 x 570 x 600	Silver	–	AUNP57STD3S	○	●	£236.03
Steel Mobile Narrow	300 x 570 x 600	White	–	AUNP57STD3W	○	●	£236.03
Steel Mobile	420 x 570 x 600	Silver	–	AUMP57STD3S	○	●	£322.65
Steel Mobile	420 x 570 x 600	White	–	AUMP57STD3W	○	●	£322.65
Mobile	400 x 600 x 542	See Wood Finishes	STMP60D2	STMP60D3	●	●	£216.03
Narrow Under Desk	310 x 555 x 680	See Wood Finishes	–	STNP60D3	●	●	£234.40

Note: Pedestals are supplied with Bow Handles as standard. Alternative designs are available - see page 127 for details.

All pedestals are supplied empty - for internal accessories see page 127.

ACTIVE PEDESTAL



2 Drawer



3 Drawer

Pedestal with Silver Handle	W x D x H (mm)	Code	QS	Grp A	RRP
2 Drawer	400 x 600 x 580	AVMP60D2	○	●	£295.11
3 Drawer	400 x 600 x 580	AVMP60D3	○	●	£309.54

Full details see pages 208-210. Cushion sold separately.

ACTIVE CADDY



Caddy with Silver Handle	W x D x H (mm)	Code	QS	Grp A	RRP
With Doors	800 x 400 x 580	AVMC80SD	○	●	POA
Without Doors	800 x 400 x 580	AVMC80ND	○	●	POA

Full details see pages 208-210. Cushion sold separately.

CUSHIONS



Pedestal Cushion



Caddy Cushion

Cushion	W x D x H (mm)	Code	Group 1	Group 2	Group 3	Group 4	Group 5+
Pedestal	400 x 600 x 30	AVMPCU60G	POA	POA	POA	POA	POA
Caddy	400 x 400 x 30	AVMCCU80G	POA	POA	POA	POA	POA

Full details see pages 208-210. For fabric options see page 254-259.

QS: Quick Ship | **GROUP A:** Subject to a longer lead time.

● Available
○ Not Available



CABLE MANAGEMENT

Libra is available with optional cable management, solid metal or wire mesh.

METAL CABLE TRAYS



Description	Colour	Code	QS	Grp A	RRP
Libra 1200 cable tray	Black	LBCTRAY12	●	●	POA
Libra 1400 cable tray	Black	LBCTRAY14	●	●	POA
Libra 1600 cable tray	Black	LBCTRAY16	●	●	POA

WIRE MESH CABLE TRAYS



Description	Colour	Code	QS	Grp A	NM!
Wire mesh cable tray for 1200mm desk	Chrome	ACMESH12	●	●	POA
Wire mesh cable tray for 1400mm desk	Chrome	ACMESH14	●	●	POA
Wire mesh cable tray for 1600mm desk	Chrome	ACMESH16	●	●	POA



SIT/STAND DESKING



INMOTION



Features & Details

- Robust design provides stable, user adjustable, variable height workstation.
- Facilitates well-being benefits of changing posture and workstyle.
- Electric or Manual versions.
- Single or back-to-back.
- 25mm worksurfaces.



SPECIFICATION

- 25mm E1 melamine faced high density particle board.
- Weight load capacity (per desk) 80kg.
- Single or back-to-back available.
- Two tier column leg with flat base for aesthetics & flexibility.
- Cable management available.
- Desk mounted screens available.

CABLE PORTS

- All desks are fitted with cables ports to match the leg. White cable ports with white legs, grey cable ports with silver legs.

ELECTRIC

- 631-1281mm vertical movement range.
- 35mm per second motor lifting speed.
- Desk retracts if it comes in to contact with a solid object.
- Conforms to BSI regulations BS-EN527-1 2011.
- Convenience of a four setting control panel available (with memory function).
- 5 year guarantee on uprights, motor and controller.
- 7 year guarantee on all other components.

MANUAL

- 686-1186mm vertical movement range.
- Front mounted crank handle retracts under work surface when not in use.
- 5 year guarantee on uprights, and mechanism.
- 7 year guarantee on all other components.



QUICK SHIP

Not available

Wood finishes are heat, stain and scratch resistant when used for their intended purposes.

Please add the metal and wood suffix to your code when ordering eg: IMRE12D1EWBE


GROUP A

Metal Finishes



S Silver W White

Wood Finishes



BI Birch MA Maple WA Walnut NN Natural Nebraska Oak
BE Beech WH White LO Light Oak GN Grey Nebraska Oak

QS: Quick Ship | **GROUP A:** Subject to a longer lead time.

● Available
○ Not Available



ELECTRIC INMOTION

SINGLE DESK



W x D x H (mm)	Code	QS	Grp A	RRP
1200 x 795 x 631 to 1281	IMRE12D1E	○	●	POA
1400 x 795 x 631 to 1281	IMRE14D1E	○	●	POA
1600 x 795 x 631 to 1281	IMRE16D1E	○	●	POA
1800 x 795 x 631 to 1281	IMRE18D1E	○	●	POA

BACK TO BACK DESK



W x D x H (mm)	Code	QS	Grp A	RRP
1200 x 1680 x 631 to 1281	IMRE12B2E	○	●	POA
1400 x 1680 x 631 to 1281	IMRE14B2E	○	●	POA
1600 x 1680 x 631 to 1281	IMRE16B2E	○	●	POA
1800 x 1680 x 631 to 1281	IMRE18B2E	○	●	POA

CONTROL PANEL



Code	QS	Grp A	RRP
SIMCP Four setting memory control panel	○	●	POA

MANUAL INMOTION

SINGLE DESK



W x D x H (mm)	Code	QS	Grp A	RRP
1200 x 795 x 686 to 1186	IMRE12D1M	○	●	POA
1400 x 795 x 686 to 1186	IMRE14D1M	○	●	POA
1600 x 795 x 686 to 1186	IMRE16D1M	○	●	POA
1800 x 795 x 686 to 1186	IMRE18D1M	○	●	POA

BACK TO BACK DESK



W x D x H (mm)	Code	QS	Grp A	RRP
1200 x 1680 x 686 to 1186	IMRE12B2M	○	●	POA
1400 x 1680 x 686 to 1186	IMRE14B2M	○	●	POA
1600 x 1680 x 686 to 1186	IMRE16B2M	○	●	POA
1800 x 1680 x 686 to 1186	IMRE18B2M	○	●	POA

QS: Quick Ship | **GROUP A:** Subject to a longer lead time.

● Available
○ Not Available

ACTIVE PEDESTAL



2 Drawer

3 Drawer

Pedestal with Silver Handle	W x D x H (mm)	Code	QS	Grp A	RRP
2 Drawer	400 x 600 x 580	AVMP60D2	○	●	£295.11
3 Drawer	400 x 600 x 580	AVMP60D3	○	●	£309.54

Full details see pages 208-210. Cushion sold separately.

ACTIVE CADDY



Caddy with Silver Handle	W x D x H (mm)	Code	QS	Grp A	RRP
With Doors	800 x 400 x 580	AVMC80SD	○	●	POA
Without Doors	800 x 400 x 580	AVMC80ND	○	●	POA

Full details see pages 208-210. Cushion sold separately.

CUSHION



Pedestal Cushion

Caddy Cushion

Cushion	W x D x H (mm)	Code	Group 1	Group 2	Group 3	Group 4	Group 5+
Pedestal	400 x 600 x 30	AVMPCU60G	POA	POA	POA	POA	POA
Caddy	400 x 400 x 30	AVMCCU80G	POA	POA	POA	POA	POA

Full details see pages 208-210. For fabric options see page 254-259.

ANTI-FATIGUE SYSTEM MATS

- Contains anti-microbial ingredients to protect from microbial deterioration and is effective for the life of the product.
- Anti-slip base with 'easy-slide' for repositioning.
- Environmentally friendly.
- Non-toxic and phthalate free.
- 10 year Guarantee.

For full details see page 133.

Designed to encourage regular foot movement and changes in standing position, to stimulate blood flow and increase metabolism.




CHAIR MATS

Protect carpets and hard floors from damage caused by chairs and other furnishings. See pages 102-103.

QS: Quick Ship | **GROUP A:** Subject to a longer lead time.

● Available
○ Not Available

INMOTION SCREENS



Standard Fabrics



BK Black **BL** Blue **RB** Ruby **GY** Grey

For colour fabric options refer to page 254-259.

The table below shows code for screens with white brackets. For silver brackets, replace the 'W' in the code with an 'S'. Screens are mounted with either white or silver brackets to match the desk frame finish.

For further information including performance and fire retardancy specifications please visit www.camirafabrics.com/contract or call our Customer Services Team.




Screens are available in a range of fabric colours:

- Group 1 fabrics: Camira Cara or Carlow range.
- Group 2 fabrics: Camira Lucia range.
- Screens include a silver/grey edging strip (other colours available on request).

W x H (mm)	QS	Grp A	Std colours	RRP	Group 1 fabric	RRP	Group 2 fabric	RRP
1200 x 555	○	●	SCIM12W	POA	SCIM12WG1	POA	SCIM12WG2	POA
1400 x 555	○	●	SCIM14W	POA	SCIM14WG1	POA	SCIM14WG2	POA
1600 x 555	○	●	SCIM16W	POA	SCIM16WG1	POA	SCIM16WG2	POA
1800 x 555	○	●	SCIM18W	POA	SCIM18WG1	POA	SCIM18WG2	POA

CABLE TRAYS



Cable trays are available in silver or white to match the frame finish.

Desk Width	Cable Trays	Code	QS	Grp A	RRP
1200mm	1 x 400mm and 1 x 600mm	IMCTRAY12	○	●	POA
1400mm	2 x 600mm	IMCTRAY14	○	●	POA
1600mm	2 x 400mm and 1 x 600mm	IMCTRAY16	○	●	POA
1800mm	1 x 400mm and 2 x 600mm	IMCTRAY18	○	●	POA

Cable trays are supplied in 400mm and 600mm parts depending on the length of your desk.

Please add the colour suffix to your code when ordering, **S** Silver or **W** White.



EXECUTIVE DESKING



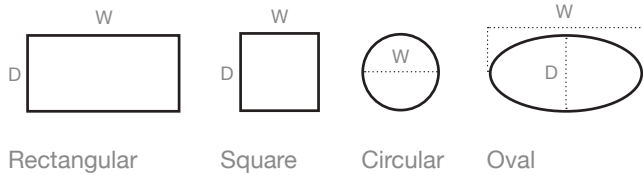


SPIRE

Features & Details

- Sophisticated, elegant design.
- Optional cable management.
- Coordinating storage and meeting tables.
- 25mm worksurfaces.

TABLE SHAPES



SPECIFICATION

- 25mm top made from grade E1 melamine faced high density particle board.
- Cable management and power, data and USB charging modules available.

FRAME

- Steel frame with hydroformed tapered steel legs and cast aluminium feet.



QUICK SHIP

Not available

Wood finishes are heat, stain and scratch resistant when used for their intended purposes.


Please add the metal and wood suffix to your code when ordering eg: SPRE1880**CBI**

GROUP A

Metal Finishes



Wood Finishes



QS: Quick Ship | **GROUP A:** Subject to a longer lead time.

● Available
○ Not Available

RECTANGULAR DESK



W x D x H (mm)	Code	QS	Grp A	RRP White Black, Silver	RRP Chrome Paint
1800 x 800 x 740	SPRE1880	○	●	£860.30	POA
2000 x 800 x 740	SPRE2080	○	●	£933.85	POA

MODESTY PANEL

In addition, wooden modesty panels are available for Spire desks.

WOODEN MODESTY PANEL



Wooden Modesty Panel		Code	QS	Grp A	RRP
Fits 800 Deep Rectangular desks	1800 (Width)	SPMO18	○	●	£72.23
Fits 800 Deep Rectangular desks	2000 (Width)	SPMO20	○	●	£79.38

The Spire range includes a wide choice of boardroom and meeting room tables – see page 162.





Spire desk shown in walnut with a white frame and modesty panel. Shown with a Signature credenza unit also in walnut with a white base.

QS: Quick Ship | **GROUP A:** Subject to a longer lead time.

● Available
○ Not Available

PERSONAL STORAGE

For accessories, see page 217.

CREDENZA



740mm High Shown

W x D x H (mm)	Code	QS	Grp A	RRP
800 Wide				
800 x 600 x 725	SRCZ7280	○	●	£418.65
800 x 600 x 740	SRCZ7480	○	●	£424.78

Note: Base and Feet are available in White or Silver.

FILING CABINET



740mm High Shown

Filing Cabinet	W x D x H (mm)	Code	QS	Grp A	RRP
2 Drawer	480 x 600 x 725	SRFC72D2	●	●	POA
2 Drawer	480 x 600 x 740	SRFC74D2	●	●	POA

Note: Base and Feet are available in White or Silver.

QS: Quick Ship | **GROUP A:** Subject to a longer lead time.

● Available
○ Not Available

SIDE FILER



740mm High Shown

W x D x H (mm)	Code	QS	Grp A	RRP
800 x 600 x 725	SRSF72D2	○	●	POA
800 x 600 x 740	SRSF74D2	●	●	POA

Note: Both drawers feature sliding filing frames as standard.

ACTIVE PEDESTAL



2 Drawer

3 Drawer

Pedestal with Silver Handle	W x D x H (mm)	Code	QS	Grp A	RRP
2 Drawer	400 x 600 x 580	AVMP60D2	○	●	£295.11
3 Drawer	400 x 600 x 580	AVMP60D3	○	●	£309.54

Full details see pages 208-210. Cushion sold separately.

ACTIVE CADDY



Caddy with Silver Handle	W x D x H (mm)	Code	QS	Grp A	RRP
With Doors	800 x 400 x 580	AVMC80SD	○	●	POA
Without Doors	800 x 400 x 580	AVMC80ND	○	●	POA

Full details see pages 208-210. Cushion sold separately.

CUSHIONS



Pedestal Cushion

Caddy Cushion

Cushion	W x D x H (mm)	Code	Group 1	Group 2	Group 3	Group 4	Group 5+
Pedestal	400 x 600 x 30	AVMPCU60G	POA	POA	POA	POA	POA
Caddy	400 x 400 x 30	AVMCCU80G	POA	POA	POA	POA	POA

Full details see pages 208-210. For fabric options see page 254-259.

CABLE MANAGEMENT & POWER MODULES

VERTICAL CABLE SPINE (DESKS)



Description	Colour	Code	QS	Grp A	RRP
35 x 65 x 800mm (easily manually shortened) with two cable compartments. 3 mounting options - cable tray, wire basket, or desktop.	Black, Silver & White	ACCVSPINE	○	●	POA

Simply add the colour suffix to your code when ordering: **B** Black **S** Silver **W** White.

QS: Quick Ship | **GROUP A:** Subject to a longer lead time.

● Available
○ Not Available

SLINKY CABLE MANAGER



Description	Colour	Code	QS	Grp A	RRP
Slinky Cable Manager	Black, Silver & White	ACCMSLINKY	○	●	POA

Simply add the colour suffix to your code when ordering.
B Black, **S** Silver, **W** White.

FLIP TOP POWER MODULES

FLIP TOP POWER MODULES 01



Description	Colour	Code	QS	Grp A	RRP
2 UK sockets & RJ45 sockets with switch.	Black Grey White	ACPMRJ45	○	●	POA
<ul style="list-style-type: none"> • 2 x UK Sockets • 2 x RJ45 sockets • Mains lead 2m • 2 x 2m RJ45 Cat6 data lead 					

FLIP TOP POWER MODULES 02



Description	Colour	Code	QS	Grp A	RRP
2 UK Sockets with switch and USB socket	Black Grey White	ACPMSCUK	○	●	POA
<ul style="list-style-type: none"> • 2 x UK Sockets • 1 x USB A+C Smart Connector • Mains lead 2m 					

POWER MODULES

PORT HOLES



Easy to retrofit, incorporates an under desk, hand tightened barrel nut to fix unit in place. All power and data cables exit from the base of the unit.

Description	Colour	Code	QS	Grp A	RRP
Port Hole	Black Grey White	ACPORTSOCKBK ACPORTSOCKGY ACPORTSOCKWH	○	●	POA
1 x Power socket and 1m mains cable <ul style="list-style-type: none"> • Power socket 3.15A individually fused with 1m mains cable to 3 pin connector 					
Port Hole with USB Socket	Black Grey White	ACPORTUSBBK ACPORTUSBGY ACPORTUSBWH	○	●	POA
1 x Power socket, 1 x USB socket, 1m mains cable, 2m USB lead <ul style="list-style-type: none"> • Power socket 3.15A individually fused with 1m mains cable to 3 pin connector and 2m USB lead. 					
Power Hole with RJ45 Cat6 Socket	Black, Grey White	ACPORTRJ45BK ACPORTRJ45GY ACPORTRJ45WH	○	●	POA
1 x Power socket, 1 x RJ45 Cat6 socket, 1m mains cable, 3m data lead <ul style="list-style-type: none"> • Power socket 3.15A individually fused with 1m mains cable to 3 pin connector with 3m data lead. 					

Port holes fit desks fitted with round cable ports. Port holes feature individual fuse and are independently certified to BS 5733.

ATMOSPHERE EXECUTIVE



Features & Details

Atmosphere Executive's panel end design creates a premium, sleek appearance. The portfolio of configurations – including wood or metal modesty panels – allows complete flexibility in style, function and aesthetic appearance.

- Versatile solutions for the executive workspace.
- Choice of configurations and coordinating pedestals.
- 25mm panel ends and worksurfaces.
- Curved wood or patterned metal modesty panel.
- Optional cable management.
- Integrated meeting tables.



DESK SPECIFICATION

- 25mm desk top and panel ends made from grade E1 melamine faced high density particle board.
- 18mm curved wood or patterned metal modesty panels.
- Bow fronted work surface available.
- Round metal corner posts in Silver as standard, alternate choice available.
- Corner posts for metal modesty panels will be colour matched to the modesty panel.

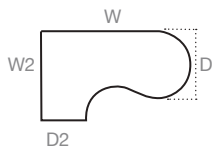
CABLE PORTS

- All desks are supplied with two round, silver coloured cable ports.

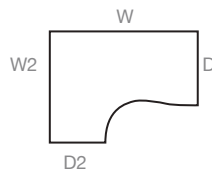
CABLE MANAGEMENT

- Cable management trays and a cable riser are available to purchase separately.
- Cable trays can be mounted inside or outside of the modesty panel.

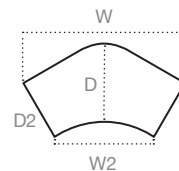
DESK SHAPES



Crescent Conference
(Left hand shown)



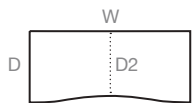
Crescent
(Left hand shown)



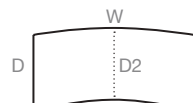
Delta



Rectangular



Double Wave



Double Wave Bow



Wave
(Left hand shown)

Wood Finishes



BI Birch **MA** Maple **WA** Walnut **NN** Natural Nebraska Oak



BE Beech **WH** White **LO** Light Oak **GN** Grey Nebraska Oak

Metal Finishes



S Silver **W** White

Wood finishes are heat, stain and scratch resistant when used for their intended purposes.

Please add the metal and wood suffix to your code when ordering
eg: ATCC20PCML**SBI**

ATMOSPHERE EXECUTIVE

Available with a wide choice of configurations and shapes, Atmosphere Executive desks and workstations can be specified with a curved 18mm wood modesty panel. Alternatively, for a contrasting 'twist', a patterned metal version is available.

The optional cable management trays can be mounted inside or outside of a modesty panel.

The Atmosphere Executive range is part of the newly reimagined Atmosphere brand. Our inhouse design team has undertaken a review of the portfolio to introduce choice to reflect the corporate interior. Alternative finish combinations are available upon request.



Curved Modesty



Metal Modesty

CRESCENT CONFERENCE



Left hand shown

W x D x D2 x H (mm) Wooden Mod	Left Hand	Right Hand	QS	Grp A	RRP
2000 x 1200 x 800 x 600 x 725	ATCC20PCML	ATCC20PCMR	○	●	£623.95
2200 x 1200 x 800 x 600 x 725	ATCC22PCML	ATCC22PCMR	○	●	£668.38



Left hand shown

W x D x D2 x H (mm) Metal Mod	Left Hand	Right Hand	QS	Grp A	RRP
2000 x 1200 x 800 x 600 x 725	ATCC20PMML	ATCC20PMMR	○	●	£835.05
2200 x 1200 x 800 x 600 x 725	ATCC22PMML	ATCC22PMMR	○	●	£885.33

For Metal Modesty Panel options, please add the suffix code prior to the wood finish code.
Silver – **S**; White – **W**. E.g. ATCC20PMML**S** (then the wood finish code).

CRESCENT



Left hand shown

W x D x D2 x H (mm) Wooden Mod	Left Hand	Right Hand	QS	Grp A	RRP
1400 x 1200 x 800 x 600 x 725	ATCR14PCML	ATCR14PCMR	○	●	£521.50
1600 x 1200 x 800 x 600 x 725	ATCR16PCML	ATCR16PCMR	○	●	£559.13
1800 x 1200 x 800 x 600 x 725	ATCR18PCML	ATCR18PCMR	○	●	£611.48



Left hand shown

W x D x D2 x H (mm) Metal Mod	Left Hand	Right Hand	QS	Grp A	RRP
1400 x 1200 x 800 x 600 x 725	ATCR14PMML	ATCR14PMMR	○	●	£696.68
1600 x 1200 x 800 x 600 x 725	ATCR16PMML	ATCR16PMMR	○	●	£770.23
1800 x 1200 x 800 x 600 x 725	ATCR18PMML	ATCR18PMMR	○	●	£828.40

For Metal Modesty Panel options, please add the suffix code prior to the wood finish code.
Silver – **S**; White – **W**. E.g. ATCC20PMMLS (then the wood finish code).

DELTA



W x W2 x D x D2 x H (mm) Wooden Mod	Curved Mod	QS	Grp A	RRP
2076 x 1279 x 1200 x 800 x 725	ATDL12PCM	○	●	£620.63



W x W2 x D x D2 x H (mm) Metal Mod	Metal Mod	QS	Grp A	RRP
2076 x 1279 x 1200 x 800 x 725	ATDL12PMM	○	●	£773.70

For Metal Modesty Panel options, please add the suffix code prior to the wood finish code.
Silver – **S**; White – **W**. E.g. ATCC20PMMLS (then the wood finish code).



DOUBLE WAVE BOW



W x W2 x D x D2 x H (mm)	Wooden Mod	Curved Mod	QS	Grp A	RRP
1600 x 875 x 800 x 725		ATWB16PCM	○	●	£453.65
1800 x 875 x 800 x 725		ATWB18PCM	○	●	£502.58
2000 x 875 x 800 x 725		ATWB20PCM	○	●	£537.23



W x W2 x D x D2 x H (mm)	Metal Mod	Metal Mod	QS	Grp A	RRP
1600 x 875 x 800 x 725		ATWB16PMM	○	●	£619.58
1800 x 875 x 800 x 725		ATWB18PMM	○	●	£670.13
2000 x 875 x 800 x 725		ATWB20PMM	○	●	£657.88

For Metal Modesty Panel options, please add the suffix code prior to the wood finish code.
Silver – S; White – W. E.g. ATCC20PMMLS (then the wood finish code).

DOUBLE WAVE



W x W2 x D x D2 x H (mm)	Wooden Mod	Curved Mod	QS	Grp A	RRP
1600 x 875 x 725 x 725		ATDW16PCM	○	●	£434.28
1800 x 875 x 725 x 725		ATDW18PCM	○	●	£472.33



W x W2 x D x D2 x H (mm)	Metal Mod	Metal Mod	QS	Grp A	RRP
1600 x 875 x 725 x 725		ATDW16PMM	○	●	£600.23
1800 x 875 x 725 x 725		ATDW18PMM	○	●	£639.88

For Metal Modesty Panel options, please add the suffix code prior to the wood finish code.
Silver – S; White – W. E.g. ATCC20PMMLS (then the wood finish code).





WAVE



Left hand shown

W x D x D2 x H (mm) Wooden Mod	Left Hand	Right Hand	QS	Grp A	RRP
600 Deep					
1200 x 800 x 600 x 725	ATSW12PCML	ATSW12PCMR	○	●	£347.30
1400 x 800 x 600 x 725	ATSW14PCML	ATSW14PCMR	○	●	£393.40
1600 x 800 x 600 x 725	ATSW16PCML	ATSW16PCMR	○	●	£416.93
800 Deep					
1200 x 1000 x 800 x 725	ATWV12PCML	ATWV12PCMR	○	●	£408.38
1400 x 1000 x 800 x 725	ATWV14PCML	ATWV14PCMR	○	●	£471.13
1600 x 1000 x 800 x 725	ATWV16PCML	ATWV16PCMR	○	●	£477.98
1800 x 1000 x 800 x 725	ATWV18PCML	ATWV18PCMR	○	●	£509.38



Left hand shown

W x D x D2 x H (mm) Metal Mod	Left Hand	Right Hand	QS	Grp A	RRP
600 Deep					
1200 x 800 x 600 x 725	ATSW12PMML	ATSW12IMMR	○	●	£442.65
1400 x 800 x 600 x 725	ATSW14PMML	ATSW14PMMR	○	●	£494.70
1600 x 800 x 600 x 725	ATSW16PMML	ATSW16PMMR	○	●	£582.85
800 Deep					
1200 x 1000 x 800 x 725	ATWV12PMML	ATWV12PMMR	○	●	£503.75
1400 x 1000 x 800 x 725	ATWV14PMML	ATWV14PMMR	○	●	£572.43
1600 x 1000 x 800 x 725	ATWV16PMML	ATWV16PMMR	○	●	£643.90
1800 x 1000 x 800 x 725	ATWV18PMML	ATWV18PMMR	○	●	£676.90

For Metal Modesty Panel options, please add the suffix code prior to the wood finish code.
Silver – S; White – W. E.g. ATCC20PMMLS (then the wood finish code).

RECTANGULAR



W x D x D2 x H (mm)	QS	Grp A	Wooden Mod	RRP	Metal Mod	RRP
600 Deep						
800 x 600 x 725	○	●	ATRS80PCM	£256.28	ATRS80PMM	£322.40
1000 x 600 x 725	○	●	ATRS10PCM	£286.05	ATRS10PMM	£348.08
1200 x 600 x 725	○	●	ATRS12PCM	£309.63	ATRS12PMM	£405.00
1400 x 600 x 725	○	●	ATRS14PCM	£345.78	ATRS14PMM	£447.10
1600 x 600 x 725	○	●	ATRS16PCM	£369.00	ATRS16PMM	£534.93
1800 x 600 x 725	○	●	ATRS18PCM	£400.08	ATRS18PMM	£567.65
800 Deep						
800 x 800 x 725	○	●	ATRE80PCM	£302.70	ATRE80PMM	£368.85
1000 x 800 x 725	○	●	ATRE10PCM	£338.73	ATRE10PMM	£400.75
1200 x 800 x 725	○	●	ATRE12PCM	£366.90	ATRE12PMM	£462.28
1400 x 800 x 725	○	●	ATRE14PCM	£411.30	ATRE14PMM	£512.58
1600 x 800 x 725	○	●	ATRE16PCM	£438.63	ATRE16PMM	£604.55
1800 x 800 x 725	○	●	ATRE18PCM	£473.25	ATRE18PMM	£640.83

For Metal Modesty Panel options, please add the suffix code prior to the wood finish code.
Silver – S; White – W. E.g. ATCC20PMMLS (then the wood finish code).



PEDESTALS

All Atmosphere pedestals come with metal to metal fixings and metal drawers adding extra durability and strength. Atmosphere pedestals also include an in-built anti-tilt mechanism for safety.



Mobile
2 Drawer



Mobile
3 Drawer



Under Desk
3 Drawer



Under Desk
4 Drawer



Narrow Under
Desk, 3 Drawer



Desk High
3 Drawer



Desk High
4 Drawer

Pedestal	W x D x H (mm)	2 Drawer	3 Drawer	4 Drawer	RRP
Mobile	430 x 600 x 545	ATMP60D2	ATMP60D3	–	£304.03
Under Desk	430 x 600 x 665	–	ATUP60D3	ATUP60D4	£422.13
Narrow Under Desk	342 x 600 x 665	–	ATNP60D3	–	£355.18
Desk High 600 D	430 x 600 x 725	–	ATDP60D3	ATDP60D4	£432.98
Desk High 800 D	430 x 800 x 725	–	ATDP80D3	ATDP80D4	£489.63

Mobile Conversion Kit	Description	Code	RRP
Mobile Conversion Kit	Converts desk high pedestal to mobile	ATMPCONKITS	£9.73

ACTIVE PEDESTAL



2 Drawer



3 Drawer

Pedestal with Silver Handle	W x D x H (mm)	Code	QS	Grp A	RRP
2 Drawer	400 x 600 x 580	AVMP60D2	○	●	£295.11
3 Drawer	400 x 600 x 580	AVMP60D3	○	●	£309.54

Full details see pages 208-210. Cushion sold separately.

ACTIVE CADDY



Caddy with Silver Handle	W x D x H (mm)	Code	QS	Grp A	RRP
With Doors	800 x 400 x 580	AVMC80SD	○	●	POA
Without Doors	800 x 400 x 580	AVMC80ND	○	●	POA

Full details see pages 208-210. Cushion sold separately.

CUSHIONS



Pedestal Cushion



Caddy Cushion

Cushion	W x D x H (mm)	Code	Group 1	Group 2	Group 3	Group 4	Group 5+
Pedestal	400 x 600 x 30	AVMPCU60G	POA	POA	POA	POA	POA
Caddy	400 x 400 x 30	AVMCCU80G	POA	POA	POA	POA	POA

Full details see pages 208-210. For fabric options see page 254-259.

CABLE MANAGEMENT

All Atmosphere desks are available with optional cable management which slots easily into place upon assembly.

CABLE TRAYS



The cable tray can be mounted inside or outside of a modesty panel. Available in Silver with or without a socket adaptor.

Description	Code	QS	Grp A	RRP
Crescent Conference				
Fits return of any desk	ATCTRAY12CR	○	●	£96.75
Fits 2000mm wide desk	ATCTRAY16CR	○	●	£76.88
Fits 2200mm wide desk	ATCTRAY18CR	○	●	£130.95
Rectangular				
Fits 800mm wide desk	ATCTRAY80RE	○	●	£48.35
Fits 1000mm wide desk	ATCTRAY10RE	○	●	£17.78
Fits 1200mm wide desk	ATCTRAY12RE	○	●	£61.48
Fits 1400mm wide desk	ATCTRAY14RE	○	●	£73.13
Fits 1600mm wide desk	ATCTRAY16RE	○	●	£73.63
Fits 1800mm wide desk	ATCTRAY18RE	○	●	£90.08
Delta				
Fits 1200mm wide desk	ATCTRAY12DL	○	●	£75.90

PORT HOLES



Easy to retrofit, incorporates an under desk, hand tightened barrel nut to fix unit in place. All power and data cables exit from the base of the unit.

Description		Colour	Code	QS	Grp A	RRP
Port Hole	1 x Power socket and 1m mains cable • Power socket 3.15A individually fused with 1m mains cable to 3 pin connector	Black Grey White	ACPORTSOCKBK ACPORTSOCKGY ACPORTSOCKWH	○	●	POA
Port Hole with USB Socket	1 x Power socket, 1 x USB socket, 1m mains cable, 2m USB lead • Power socket 3.15A individually fused with 1m mains cable to 3 pin connector and 2m USB lead.	Black Grey White	ACPORTUSBBK ACPORTUSBGY ACPORTUSBWH	○	●	POA
Power Hole with RJ45 Cat6 Socket	1 x Power socket, 1 x RJ45 Cat6 socket, 1m mains cable, 3m data lead • Power socket 3.15A individually fused with 1m mains cable to 3 pin connector with 3m data lead.	Black, Grey White	ACPORTRJ45BK ACPORTRJ45GY ACPORTRJ45WH	○	●	POA

Port holes feature individual fuse and are independently certified to BS 5733.

AIRCHARGE UNITS



Description	Colour	Code	QS	Grp A	RRP
Aircharge	Aluminium/Black	ACSCABK	○	●	POA
Aircharge	Aluminium/White	ACSCAWH	○	●	POA
Aircharge	Nylon/Black	ACSCNBK	○	●	POA
Aircharge	Nylon/White	ACSCNWH	○	●	POA

- Wireless charging for smartphones and tablets.
- Fixing via 80mm cable port / aperture.
- Power plug included.

SCREENS



QS: Quick Ship | **GROUP A:** Subject to a longer lead time.

● Available
○ Not Available

SCREENS

EXECUTIVE SCREENS

The choice of Executive, Perspex and Standard Screens are suitable for all of our ranges except Duty and InMotion. See page 23-25 for Duty screens and page 100 for InMotion specific screens.

For further information including performance and fire retardancy specifications please visit www.camirafabrics.com/contract or call our Customer Services Team.

Please add the Camira fabric code to your code when ordering. To select your toolrail and trim add either **S** Silver or **W** White.

Fabrics: Group 1 fabrics from the Camira Cara or Carlow range.

Group 2 fabrics from the Camira Lucia range.

SINGLE / TRIPLE TOOLRAIL



Single Toolrail



Triple Toolrail

W x H (mm)	Description	QS	Grp A	Single Group 1	RRP	Single Group 2	RRP	Triple Group 1	RRP	Triple Group 2	RRP
380mm High											
600 x 380	Fits 600mm wide desk or return	○	●	SC3T36G1	POA	SC3T36G2	POA	SC3TR36G1	POA	SC3TR36G2	POA
800 x 380	Fits 800mm wide desk or return	○	●	SC3T38G1	POA	SC3T38G2	POA	SC3TR38G1	POA	SC3TR38G2	POA
1000 x 380	Fits 1000mm wide desk or return	○	●	SC3T310G1	POA	SC3T310G2	POA	SC3TR310G1	POA	SC3TR310G2	POA
1200 x 380	Fits 1200mm wide desk	○	●	SC3T312G1	POA	SC3T312G2	POA	SC3TR312G1	POA	SC3TR312G2	POA
1400 x 380	Fits 1400mm wide desk	○	●	SC3T314G1	POA	SC3T314G2	POA	SC3TR314G1	POA	SC3TR314G2	POA
1600 x 380	Fits 1600mm wide desk	○	●	SC3T316G1	POA	SC3T316G2	POA	SC3TR316G1	POA	SC3TR316G2	POA
1800 x 380	Fits 1800mm wide desk	○	●	SC3T318G1	POA	SC3T318G2	POA	SC3TR318G1	POA	SC3TR318G2	POA
480mm High											
600 x 480	Fits to 600mm wide desk or desk return	○	●	SC4T36G1	POA	SC4T36G2	POA	SC4TR36G1	POA	SC4TR36G2	POA
800 x 480	Fits 800mm wide desk or return	○	●	SC4T38G1	POA	SC4T38G2	POA	SC4TR38G1	POA	SC4TR38G2	POA
1000 x 480	Fits 1000mm wide desk or return	○	●	SC4T310G1	POA	SC4T310G2	POA	SC4TR310G1	POA	SC4TR310G2	POA
1200 x 480	Fits 1200mm wide desk	○	●	SC4T312G1	POA	SC4T312G2	POA	SC4TR312G1	POA	SC4TR312G2	POA
1400 x 480	Fits 1400mm wide desk	○	●	SC4T314G1	POA	SC4T314G2	POA	SC4TR314G1	POA	SC4TR314G2	POA
1600 x 480	Fits 1600mm wide desk	○	●	SC4T316G1	POA	SC4T316G2	POA	SC4TR316G1	POA	SC4TR316G2	POA
1800 x 480	Fits 1800mm wide desk	○	●	SC4T318G1	POA	SC4T318G2	POA	SC4TR318G1	POA	SC4TR318G2	POA

QS: Quick Ship | **GROUP A:** Subject to a longer lead time.

● Available
○ Not Available

PERSPEX SCREENS

Available as frosted, clear and solid, 5mm thick perspex in a choice of colours:

Please add the colour code to your product code when ordering.

Frosted	Chilli Red S2 4T50	Mandarin Orange S2 3T17	Arctic Blue S2 7T77	Glacier Green S2 6T21	Polar White S2 030	Crystal Clear S2 000
Clear	Red R4401	Amber A300	Blue B7703	Neutral N9T20	Clear CC 000	
Solid	Red R4403	Black B962	Blue B744	Opal O 069		



W x H (mm)	Description	Rectangular	Wave	Curve	QS	Grp A	RRP
800 x 380	Fits to 800mm wide desk or desk return	SCPX8R	SCPX8W	SCPX8A	○	●	POA
1000 x 380	Fits to 1000mm wide desk or desk return	SCPX10R	SCPX10W	SCPX10A	○	●	POA
1200 x 380	Fits to 1200mm wide desk or desk return	SCPX12R	SCPX12W	SCPX12A	○	●	POA
1400 x 380	Fits to 1400mm wide desk	SCPX14R	SCPX14W	SCPX14A	○	●	POA
1600 x 380	Fits to 1600mm wide desk	SCPX16R	SCPX16W	SCPX16A	○	●	POA
1800 x 380	Fits to 1800mm wide desk	SCPX18R	SCPX18W	SCPX18A	○	●	POA



QS: Quick Ship | **GROUP A:** Subject to a longer lead time.

- Available
○ Not Available



STANDARD SCREENS

Screens are available in a choice of three shapes together with a wide range of fabrics. For details of fabric choices and fabric swatches please see pages 254-259. Screens include a silver/grey edging strip (other colours available on request).

For further information including performance and fire retardancy specifications please visit www.camirafabrics.com/contract or call our Customer Services Team.

PLEASE NOTE: Quick Ship standard screens are only available in four fabric finishes (right). Additionally, Screens not compatible with Duty or InMotion. For Duty Standard screens, please turn to pages 23-25. For InMotion screens, page 100.

Standard Fabrics



BK Black

BL Blue

RB Ruby

GY Grey

Please add the colour suffix to your code when ordering eg: SCDP14RBK



Rectangular

Height varies
380mm to
180mm



Wave

Height varies
380mm to
180mm



Curve

W x H (mm)	Description	Rectangular	QS	Grp A	Wave	Curve	QS	Grp A	RRP
800 x 380	Fits to 800mm wide desk or desk return	SCBS80R	●	●	SCBS80W	SCBS80A	○	●	POA
1000 x 380	Fits to 1000mm wide desk or desk return	SCBS10R	●	●	SCBS10W	SCBS10A	○	●	POA
1200 x 380	Fits to 1200mm wide desk or desk return	SCBS12R	●	●	SCBS12W	SCBS12A	○	●	POA
1400 x 380	Fits to 1400mm wide desk	SCBS14R	●	●	SCBS14W	SCBS14A	○	●	POA
1600 x 380	Fits to 1600mm wide desk	SCBS16R	●	●	SCBS16W	SCBS16A	○	●	POA
1800 x 380	Fits to 1800mm wide desk	SCBS18R	●	●	SCBS18W	SCBS18A	○	●	POA



Rectangular

Height varies
380mm to
180mm



Wave

Height varies
380mm to
180mm



Curve

W x H (mm)	Description	Rectangular	Wave	Curve	QS	Grp A	RRP
Group 1 fabrics							
800 x 380	Fits to 800mm wide desk or desk return	SCBS80RG1	SCBS80WG1	SCBS80AG1	○	●	POA
1000 x 380	Fits to 1000mm wide desk or desk return	SCBS10RG1	SCBS10WG1	SCBS10AG1	○	●	POA
1200 x 380	Fits to 1200mm wide desk or desk return	SCBS12RG1	SCBS12WG1	SCBS12AG1	○	●	POA
1400 x 380	Fits to 1400mm wide desk	SCBS14RG1	SCBS14WG1	SCBS14AG1	○	●	POA
1600 x 380	Fits to 1600mm wide desk	SCBS16RG1	SCBS16WG1	SCBS16AG1	○	●	POA
1800 x 380	Fits to 1800mm wide desk	SCBS18RG1	SCBS18WG1	SCBS18AG1	○	●	POA
Group 2 fabrics							
800 x 380	Fits to 800mm wide desk or desk return	SCBS80RG2	SCBS80WG2	SCBS80AG2	○	●	POA
1000 x 380	Fits to 1000mm wide desk or desk return	SCBS10RG2	SCBS10WG2	SCBS10AG2	○	●	POA
1200 x 380	Fits to 1200mm wide desk or desk return	SCBS12RG2	SCBS12WG2	SCBS12AG2	○	●	POA
1400 x 380	Fits to 1400mm wide desk	SCBS14RG2	SCBS14WG2	SCBS14AG2	○	●	POA
1600 x 380	Fits to 1600mm wide desk	SCBS16RG2	SCBS16WG2	SCBS16AG2	○	●	POA
1800 x 380	Fits to 1800mm wide desk	SCBS18RG2	SCBS18WG2	SCBS18AG2	○	●	POA

ACCESSORIES





QS: Quick Ship | **GROUP A:** Subject to a longer lead time.

● Available
○ Not Available

FEATURES & DETAILS

- Monitor weight range 3 – 9kg.
- Horizontal reach: 581mm; Vertical adjustment: 341mm.
- Patented Flo Spring technology gives fingertip adjustability.
- Screen can be easily rotated from portrait to landscape (& vice versa).
- Ideal for touch screen technology.
- Integrated cable management.



FLO SINGLE



Description	Code	QS	Grp A	RRP
Flo Dynamic Arm with Top Mount Desk Clamp	ACFDADC	○	●	POA

Simply add the colour suffix to your code when ordering:
B Black **S** Silver **W** White.

FLO DUAL (INDIVIDUAL CLAMPS)



Description	Code	QS	Grp A	RRP
Flo Dynamic Arm (x2) with Top Mount Desk Clamp (x2) (12-25mm)	ACFDADC2	○	●	POA

Simply add the colour suffix to your code when ordering:
B Black **S** Silver **W** White.

FLO DUAL (DUAL CLAMP)



Description	Code	QS	Grp A	RRP
Flo Dynamic Arm (x2) with Dual Top Mount Desk Clamp (12-25mm)	ACFDADDC2	○	●	POA

Simply add the colour suffix to your code when ordering:
B Black **S** Silver **W** White.



NITTO

QS: Quick Ship | **GROUP A:** Subject to a longer lead time.

- Available
- Not Available

FEATURES & DETAILS

- Accommodates devices from 0kg - 9kg.
- Horizontal reach: 674mm; Vertical adjustment: 346mm.
- Maximum height: 508mm.
- Smooth articulation & responsive movements allows fingertip control of the screen.
- Screen can be easily rotated from portrait to landscape (& vice versa).
- Ideal for touch screen technology.
- Integrated cable management.



OLLIN SINGLE



Description	Code	QS	Grp A	RRP
Ollin Dynamic Arm with Top Mount Desk Clamp (12-25mm)	ACODADC	○	●	POA

Simply add the colour suffix to your code when ordering:
B Black **S** Silver **W** White

OLLIN DUAL



Description	Code	QS	Grp A	RRP
Ollin Dynamic Arm with Dual Mount Bar (black only) (2 x 4kg no greater than 27" each) With Top Mount Desk Clamp (12-25mm)	ACODADMDC	○	●	POA

Simply add the colour suffix to your code when ordering:
B Black **S** Silver **W** White



QS: Quick Ship | **GROUP A:** Subject to a longer lead time.

● Available
○ Not Available

MONITOR ARMS

5 Year Guarantee on all monitor arms.

POLE MOUNTED, SINGLE



Description	Colour	Code	QS	Grp A	RRP
Pole mounted monitor arm for single screen, with quick release height adjustment and detachable VESA plate.	Black, Silver & White	ACMONARMSPM	○	●	POA

Simply add the colour suffix to your code when ordering: **B** Black, **S** Silver, **W** White.

POLE MOUNTED, TWIN



Description	Colour	Code	QS	Grp A	RRP
Pole mounted monitor arm for twin screen, with quick release height adjustment and detachable VESA plate.	Black, Silver & White	ACMONARMTPM	○	●	POA

Simply add the colour suffix to your code when ordering: **B** Black, **S** Silver, **W** White.

SCREEN MOUNTED, SINGLE



Description	Colour	Code	QS	Grp A	RRP
Desk screen mounting pole mounted monitor arm for single screen, with quick release height adjustment and detachable VESA plate.	Black, Silver & White	ACMONARMSCPM	○	●	POA

Simply add the colour suffix to your code when ordering: **B** Black, **S** Silver, **W** White.

LAPTOP HOLDER



Description	Colour	Code	QS	Grp A	RRP
Universal laptop holder for fixing to standard 75 / 100mm VESA fittings.	Silver & White	ACLAPHOLD	○	●	POA

Simply add the colour suffix to your code when ordering: **S** Silver, **W** White.



QS: Quick Ship | GROUP A: Subject to a longer lead time.

● Available
○ Not Available




PEDESTAL ACCESSORIES

ADJUSTABLE PEN TRAY



Description	Range	Colour	Code	QS	Grp A	RRP
Single	All wooden Pedestals	Black	ATPTRAYS	●	●	POA

PEN TRAYS, LIGHT GREY



Description	Range	Code	QS	Grp A	RRP
Single	AuraBench, Atmosphere & DominoBeam	SAPTRAY1LG	○	●	POA
Pack of 5	AuraBench, Atmosphere & DominoBeam	SAPTRAY5SY	●	●	POA

BOW HANDLES



Description	Range	Colour	Code	QS	Grp A	RRP
Pack of 10	All	Silver	ACBOWS	●	●	POA

MOSAIC HANDLES



Description	Range	Colour	Code	QS	Grp A	RRP
Pack of 10	All	Silver	ACMOAICS	●	●	POA

MATRIX HANDLES



Description	Range	Colour	Code	QS	Grp A	RRP
Pack of 10	All	Silver	ACMATRIXS	●	●	POA

OVAL HANDLES



Description	Range	Colour	Code	QS	Grp A	RRP
Pack of 10	All	Silver	ACOVALS	●	●	POA

BAR HANDLES



Description	Range	Colour	Code	QS	Grp A	RRP
Pack of 10	All	Silver	ACBARS	●	●	POA

QS: Quick Ship | **GROUP A:** Subject to a longer lead time.

● Available
○ Not Available



CABLE MANAGEMENT

VERTICAL CABLE SPINE (DESKS)



Description	Colour	Code	QS	Grp A	RRP
35 x 65 x 800mm (easily manually shortened) with two cable compartments. 3 mounting options - cable tray, wire basket, or desktop.	Black, Silver & White	ACCVSPINE	○	●	POA

Simply add the colour suffix to your code when ordering: **B** Black **S** Silver **W** White.

VERTICAL CABLE SPINE (SIT/STAND DESK)



Description	Colour	Code	QS	Grp A	RRP
35 x 65 x 1280mm (easily manually shortened) with two cable compartments. 3 mounting options - cable tray, wire basket, or desktop.	Black, Silver & White	ACCVSSSPINE	○	●	POA

Simply add the colour suffix to your code when ordering: **B** Black **S** Silver **W** White.

SLINKY CABLE MANAGER



Description	Colour	Code	QS	Grp A	RRP
Slinky Cable Manager	Black, Silver & White	ACCMSLINKY	○	●	POA

Simply add the colour suffix to your code when ordering: **B** Black **S** Silver **W** White.

CABLE TRUNKING



Description	Colour	Code	QS	Grp A	RRP
Plastic cable trunking to neatly conceal wires. 2 x 2.5 metre lengths included. Self adhesive to secure to surfaces.	Anthracite	ACCTRUNK	●	●	POA

WIRE MESH CABLE TRAYS



Description	Colour	Code	QS	Grp A	RRP
Suitable for 1000mm desk	Chrome	ACMESH10	●	●	POA
Suitable for 1200mm desk	Chrome	ACMESH12	●	●	POA
Suitable for 1400mm desk	Chrome	ACMESH14	●	●	POA
Suitable for 1600mm desk	Chrome	ACMESH16	●	●	POA
Suitable for 1800mm desk	Chrome	ACMESH18	●	●	POA

5 Year Guarantee on wire mesh cable trays.



CPU HOLDER 01



Description	Colour	Code	QS	Grp A	RRP
C3 large CPU holder for fixing to desk top, adjustable in W 80 – 220mm, H 300 – 530mm. 5 Year Guarantee.	Black, Silver & White	ACCPUHOLDL	○	●	POA

Simply add the colour suffix to your code when ordering: **B** Black **S** Silver **W** White.

CPU HOLDER 02



Description	Colour	Code	QS	Grp A	RRP
C6 universal adjustable belt CPU holder for fixing under the desk top. 5 Year Guarantee.	Black	ACCPUHOLDUNI	○	●	POA

MICRO CPU HOLDER



Description	Colour	Code	QS	Grp A	RRP
Ideal for mini CPUs. Can be fitted to pole or arm, allows easy access to ports. Can also be fixed to any part of the desk. Fully adjustable for different CPU sizes. 5 Year Guarantee.	Black, Silver & White	ACCPUHOLDM	○	●	POA

Simply add the colour suffix to your code when ordering: **B** Black **S** Silver **W** White.

CPU UNIT



Description	Colour	Code	QS	Grp A	RRP
L342 x D600 x H665mm.	Beech	ACCPUNIT	●	●	£190.53

CPU TROLLEY



Description	Colour	Code	QS	Grp A	RRP
L555 x D204 x H80mm.	Beech	ACCPUTROL	●	●	£27.30

QS: Quick Ship | **GROUP A:** Subject to a longer lead time.

- Available
- Not Available

POWER MODULES

Integrated power modules are available in a variety of configurations providing you with power, data and media connections.

FLIP TOP POWER MODULES

The Flip top in desk power module has a flip up cover which is designed to be flat when not in use, perfect for boardroom tables. The sloping edge design ensures cables run flat and smoothly on exit. Available in grey, white or black with silver lids.

FLIP TOP POWER MODULES 01



Description	Colour	Code	QS	Grp A	RRP
2 UK sockets & RJ45 sockets with switch. <ul style="list-style-type: none">• 2 x UK Sockets• 2 x RJ45 sockets• Mains lead 2m• 2 x 2m RJ45 Cat6 data lead	Black Grey White	ACPMRJ45	○	●	POA

FLIP TOP POWER MODULES 02



Description	Colour	Code	QS	Grp A	RRP
2 UK Sockets with switch and USB socket <ul style="list-style-type: none">• 2 x UK Sockets• 1 x USB A+C Smart Connector• Mains lead 2m	Black Grey White	ACPMSCUK	○	●	POA



QS: Quick Ship | **GROUP A:** Subject to a longer lead time.

● Available
○ Not Available

CHROMA - ON DESK POWER MODULE



Description	Colour	Code	QS	Grp A	RRP
2 x UK, 1 x SC white/black inclusive of a 2 metre main cable. 1 x Neon Switch, 2 x UK power sockets, individually fused 3.15Amp. Comes with fixing bracket.	White Black	ACCHODPMWH ACCHODPMBK	○	●	POA

AIRCHARGE UNITS



Description	Colour	Code	QS	Grp A	RRP
Aircharge	Aluminium/Black	ACSCABK	○	●	POA
Aircharge	Aluminium/White	ACSCAWH	○	●	POA
Aircharge	Nylon/Black	ACSCNBK	○	●	POA
Aircharge	Nylon/White	ACSCNWH	○	●	POA

- Wireless charging for smartphones and tablets.
- Fixing via 80mm cable port / aperture.
- Power plug included.

PORT HOLES



Easy to retrofit, incorporates an under desk, hand tightened barrel nut to fix unit in place. All power and data cables exit from the base of the unit.

Description	Colour	Code	QS	Grp A	RRP
Port Hole 1 x Power socket and 1m mains cable • Power socket 3.15A individually fused with 1m mains cable to 3 pin connector	Black Grey White	ACPORTSOCKBK ACPORTSOCKGY ACPORTSOCKWH	○	●	POA
Port Hole with USB Socket 1 x Power socket, 1 x USB socket, 1m mains cable, 2m USB lead • Power socket 3.15A individually fused with 1m mains cable to 3 pin connector and 2m USB lead.	Black Grey White	ACPORTUSBBK ACPORTUSBGY ACPORTUSBWH	○	●	POA
Power Hole with RJ45 Cat6 Socket 1 x Power socket, 1 x RJ45 Cat6 socket, 1m mains cable, 3m data lead • Power socket 3.15A individually fused with 1m mains cable to 3 pin connector with 3m data lead.	Black, Grey White	ACPORTRJ45BK ACPORTRJ45GY ACPORTRJ45WH	○	●	POA

Port holes fit desks fitted with round cable ports. Port holes feature individual fuse and are independently certified to BS 5733.

GANG SOCKET



Description	Colour	Code	QS	Grp A	RRP
2 Socket with switches	Black	ACSOCKET2	●	●	POA
3 Sockets, no switches	Black	ACSOCKET3	●	●	POA
4 Sockets, no switches	Black	ACSOCKET4	●	●	POA

MAINS CABLE



Description	Colour	Code	QS	Grp A	RRP
3 Metre length	Black	ACMAINCAB3	●	●	POA
5 Metre length	Black	ACMAINCAB5	●	●	POA
7 Metre length	Black	ACMAINCAB7	●	●	POA

QS: Quick Ship | **GROUP A:** Subject to a longer lead time.

● Available
○ Not Available

CHAIR MATS

Chair mats protect carpets and hard floors from damage caused by chairs and other furnishings.

POLYCARBONATE CHAIR MATS



- Incredibly tough polycarbonate formulation with attractive textured top surface.
- Rigid material provides an ergonomic easy glide surface for chair users to reduce back and leg strain.
- Gripper or smooth back for use on both carpets and hard floors.
- PVC, Cadmium, Tin & Lead free.
- Contains up to 50% recycled content and is 100% recyclable.
- 3 year guarantee.

Surface	W x H (cm)	Colour	Code	QS	Grp A	RRP
Gripper Backed For Carpets	120 x 90	Clear	ACPC1290C	○	●	POA
Gripper Backed For Carpets	150 x 120	Clear	ACPC1520C	○	●	POA
Smooth Backed For Hard Floors	120 x 90	Clear	ACPC1290H	○	●	POA
Smooth Backed For Hard Floors	150 x 120	Clear	ACPC1520H	○	●	POA

PVC CHAIR MATS



- Durable construction with attractive textured top surface.
- Gripper or smooth back for use on both carpets and hard floors. Mats are 100 % free of harmful DIDP Phthalate content for improved air quality over conventional PVC products.
- Cadmium, Tin & Lead free.
- Contains up to 25% recycled content.
- 2 year guarantee.

Surface	W x H (cm)	Colour	Code	QS	Grp A	RRP
Gripper Backed For Carpets	120 x 90	Clear	ACPV1290C	○	●	POA
Gripper Backed For Carpets	150 x 120	Clear	ACPV1520C	○	●	POA
Smooth Backed For Hard Floors	120 x 90	Clear	ACPV1290H	○	●	POA
Smooth Backed For Hard Floors	150 x 120	Clear	ACPV1520H	○	●	POA

QS: Quick Ship | **GROUP A:** Subject to a longer lead time.

● Available
○ Not Available

ANTI-FATIGUE SYSTEM MATS

- Contains anti-microbial ingredients to protect from microbial deterioration and is effective for the life of the product.
- Anti-slip base with 'easy-slide' for repositioning.
- Environmentally friendly.
- Non-toxic and phthalate free.
- 10 year Guarantee.

Designed to encourage regular foot movement and changes in standing position, to stimulate blood flow and increase metabolism.



AFS MATS 2000



W x D (cm)	Colour	Code	QS	Grp A	RRP
50 x 80 cm	Midnight Black	ACAF20	○	●	POA

- High gauge 18mm polyurethane construction.
- Deep cushioned mat.
- Features an ergonomically designed print that encourages regular movement.
- Anti-microbial and anti-slip base.

AFS MATS 3000



W x D (cm)	Colour	Code	QS	Grp A	RRP
50 x 100 cm	Midnight Black	ACAF30	○	●	POA

- Premium gauge extra depth 20mm polyurethane construction designed not to lose body support over time.
- Extended width for larger areas.
- Polyester cover for added comfort, ideal for users who like to work without footwear.
- Contoured, curl-proof edging ensures stability.
- Anti-microbial and anti-slip base.

AFS MATS 3000x



W x D (cm)	Colour	Code	QS	Grp A	RRP
50 x 100 cm	Midnight Black	ACAF3X	○	●	POA

- Premium gauge extra depth 20mm polyurethane construction designed not to lose body support over time.
- Polyester cover for added comfort, ideal for users who like to work without footwear.
- Debossed surface provides foot massage and encourages movement.
- Contoured, curl-proof edging ensures stability.
- Extended width for larger areas, plus built in hang tag.
- Anti-microbial and anti-slip base.

AFS MATS 5000



W x D (cm)	Colour	Code	QS	Grp A	RRP
66 x 90 cm	Midnight Black	ACAF50	○	●	POA

- Premium gauge extra depth polyurethane construction designed not to lose body support over time.
- Contoured profile between 20mm and 50mm.
- Raised trigger massage pods to encourage movement and massage the soles of feet (if working without shoes).
- Ergo-bar and raised surround allows stretching of feet and ankles. This feature can also be used to easily reposition the mat.
- Anti-microbial and anti-slip base.



BESPOKE DESIGN SERVICE



STUDENT BED

Custom designed student bed with under bed storage.

MADE TO MEASURE

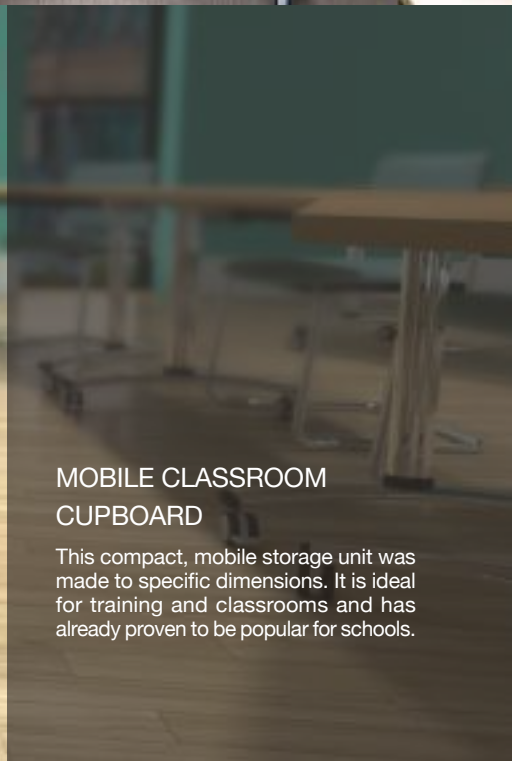
Our specialist bespoke design team is available to develop customised solutions to match client's precise requirements.

With its own production unit and dedicated team, our Bespoke department can design and manufacture products from original 'sketches' or develop existing range items to match particular specifications.



MEDIA WALL

We are often asked to incorporate audio visual solutions in to our designs.



MOBILE CLASSROOM CUPBOARD

This compact, mobile storage unit was made to specific dimensions. It is ideal for training and classrooms and has already proven to be popular for schools.

SPECIALIST DESKING



STUDYHUB



IN THIS SPACE...
WE ARE **REAL**
WE MAKE MISTAKES
WE LEARN
WE **ACCEPT**
SECOND CHANCES
MAY NOT COME
WE HAVE
FUN
WE **ENJOY** THIS
PLACE

Features & Details

- Quiet, individual workspaces.
- Designed to allow focused concentration.
- Custom colour combinations and bespoke solutions available.
- Ideal for schools, libraries, IT suites and touchdown desking.



SPECIFICATION

- 25mm top made from grade E1 melamine faced high density particle board.
- Height levelling feet are supplied.
- All desks are supplied with one round, grey coloured cable port.
- Pinnable fabric boards are available to purchase separately.

ACCESSORY OPTIONS

- Fabric boards, port hole power with USB charging, data and media and CPU holders.
- Alternative colour options are available from the Camira Cara, Carlow or Lucia range, please refer to page 224.

QUICK SHIP

Not available

Wood finishes are heat, stain and scratch resistant when used for their intended purposes.

FABRIC BOARDS

Standard Fabrics



BK Black

BL Blue

RB Ruby

GY Grey

Please add the metal and wood suffix to your code when ordering
eg: SHBS60**RBK**

GROUP A

Wood Finishes



BI Birch

MA Maple

WA Walnut

NN Natural
Nebraska Oak



BE Beech

WH White

LO Light Oak

GN Grey
Nebraska Oak



QS: Quick Ship | **GROUP A:** Subject to a longer lead time.

● Available
○ Not Available

STUDYHUB

STUDYHUB SINGLE



W x D x H (mm)	Code	QS	Grp A	RRP
800 x 800 x 1230	SHSB80	○	●	£481.68
1000 x 800 x 1230	SHSB10	○	●	£526.93

STUDYHUB EXTENSION



W x D x H (mm)	Code	QS	Grp A	RRP
775 x 800 x 1230	SHEB80	○	●	£347.85
975 x 800 x 1230	SHEB10	○	●	£393.10

FABRIC BOARDS



W x H (mm)	Standard colours	QS	Grp A	RRP
600 x 200	SHBS60R	○	●	POA
800 x 200	SHBS80R	○	●	POA



QS: Quick Ship | **GROUP A:** Subject to a longer lead time.

● Available
○ Not Available

PORT HOLES & CPU HOLDERS

PORT HOLES



Portholes can be fitted to the cable port to provide power for laptops, or charging points for mobile phones and tablets. A CPU holder is available if you intend to use a desktop PC.

Description	Colour	Code	QS	Grp A	RRP
Port Hole 1 x Power socket and 1m mains cable • Power socket 3.15A individually fused with 1m mains cable to 3 pin connector	Black Grey White	ACPORTSOCKBK ACPORTSOCKGY ACPORTSOCKWH	○	●	POA
Port Hole with USB Socket 1 x Power socket, 1 x USB socket, 1m mains cable, 2m USB lead • Power socket 3.15A individually fused with 1m mains cable to 3 pin connector and 2m USB lead.	Black Grey White	ACPORTUSBBK ACPORTUSBGY ACPORTUSBWH	○	●	POA
Power Hole with RJ45 Cat6 Socket 1 x Power socket, 1 x RJ45 Cat6 socket, 1m mains cable, 3m data lead • Power socket 3.15A individually fused with 1m mains cable to 3 pin connector with 3m data lead.	Black, Grey White	ACPORTRJ45BK ACPORTRJ45GY ACPORTRJ45WH	○	●	POA

Port holes feature individual fuse and are independently certified to BS 5733.

Easy to retrofit, incorporates an under desk, hand tightened barrel nut to fix unit in place. All power and data cables exit from the base of the unit.

CPU HOLDER 01



Description	Colour	Code	QS	Grp A	RRP
C3 large CPU holder for fixing to desk top, adjustable W 80 – 220mm, H 300 – 530mm. 5 Year Guarantee.	Black, Silver & White	ACCPUHOLDL	○	●	POA

Simply add the colour suffix to your code when ordering: **B** Black, **S** Silver, **W** White.

CPU HOLDER 02



Description	Colour	Code	QS	Grp A	RRP
C6 universal adjustable belt CPU holder for fixing under the desk top. 5 Year Guarantee.	Black	ACCPUHOLDUNI	○	●	POA

MICRO CPU HOLDER



Description	Colour	Code	QS	Grp A	RRP
Ideal for mini CPUs. Can be fitted to pole or arm, allows easy access to ports. Can also be fixed to any part of the desk. Fully adjustable for different CPU sizes. 5 Year Guarantee.	Black, Silver & White	ACCPUHOLDM	○	●	POA

Simply add the colour suffix to your code when ordering: **B** Black, **S** Silver, **W** White.



SMARTTOP

Features & Details

- Secure storage for monitor, keyboard & mouse.
- 'Lid' mechanism provides access to a lockable compartment under the desk surface.
- Compact design.
- Dual use desk solution.
- Ideal for classrooms & training suites and hot desk environments.



SPECIFICATION

- Lid constructed from 18mm MFC.
- 25mm MDF top provides added durability.
- 18mm MFC modesty panel.
- Double cantilever end frame adds strength and stability.
- Silver or white finish end frame.
- Fully locking secure mechanism.
- Levelling feet as standard.
- Optional single and double CPU stands available.

RECOMMENDATIONS

- Recommended standard flat screen monitor size is between 16-19 inches. Maximum monitor dimensions **W**440 x **D**65 x **H**350mm.
- Weight loading capacity of up to 5kg.
- 2 year guarantee on monitor mechanism.
- ILOA swivel saddle stool is an ergonomic addition (see pages 157-160).



QUICK SHIP

Not available

Wood finishes are heat, stain and scratch resistant when used for their intended purposes.

Please add the metal and wood suffix to your code when ordering eg: SMRE96SIL**SBE**

GROUP A

Metal Finishes



S Silver

W White

Wood Finishes



BE Beech

MA Maple

WH White

QS: Quick Ship | **GROUP A:** Subject to a longer lead time.

● Available
○ Not Available

SMARTTOP

SMARTTOP SINGLE, CENTRAL



W x D x H (mm)		Code	QS	Grp A	RRP
1200 x 600 x 725	Central	SMRE12SIC	○	●	POA

SMARTTOP SINGLE (900MM)



Left Hand



Right Hand

W x D x H (mm)		Code	QS	Grp A	RRP
900 x 600 x 725	Left Hand	SMRE96SIL	○	●	POA
900 x 600 x 725	Right Hand	SMRE96SIR	○	●	POA

SMARTTOP DOUBLE (1650MM)



Left Hand



Right Hand

W x D x H (mm)		Code	QS	Grp A	RRP
1650 x 600 x 725	Left Hand	SMRE16DBL	○	●	POA
1650 x 600 x 725	Right Hand	SMRE16DBR	○	●	POA

SMARTTOP DOUBLE (1800MM)



Left Hand



Right Hand

W x D x H (mm)		Code	QS	Grp A	RRP
1800 x 600 x 725	Left Hand	SMRE18DBL	○	●	POA
1800 x 600 x 725	Right Hand	SMRE18DBR	○	●	POA

QS: Quick Ship | **GROUP A:** Subject to a longer lead time.

- Available
- Not Available

CPU STANDS



Single Stand



Double Stand

CPU Option	Description	Colour	Code	QS	Grp A	RRP
Single Stand	578 x 225 x 62, attaches to bottom of cantilever end frame.	—	STSSSL	○	●	£55.65
Double Stand	578 x 426 x 62, attaches to bottom of cantilever end frame.	—	STDSSL	○	●	£111.33

CPU HOLDER 01



Description	Colour	Code	QS	Grp A	RRP
C3 large CPU holder for fixing to desk top, adjustable in W 80 – 220mm, H 300 – 530mm. 5 Year Guarantee.	Black, Silver & White	ACCPUHOLDL	○	●	POA

Excludes double SmartTop 1650mm desks.

Simply add the colour suffix to your code when ordering: **B** Black **S** Silver **W** White.



RECEPTION UNITS





Features & Details

- Clean, simple solutions for practical reception spaces.
- Robust, sturdy construction.
- Cable management options.
- Bespoke and made-to-measure available.
- 25mm worksurfaces.



SPECIFICATION

RECEPTION UNIT

- 25mm top made from grade E1 melamine faced high density particle board.
- Full depth, 18mm modesty panels.
- Single grey cable port.
- Pigeonhole system.
- Height levelling feet.

RECEPTION TABLE

- 25mm or 18mm top made from grade E1 melamine faced high density particle board.
- Tables available with square metal legs or cross base.

QUICK SHIP

Metal & Wood Finishes



G Grey /
BE Beech

G Grey /
MA Maple

G Grey /
LO Light Oak



B Brown /
LO Light Oak

Wood finishes are heat, stain and scratch resistant when used for their intended purposes.

GROUP A

The finishes listed left are also available on a longer lead time if required.

Please add the metal and wood suffix to your code when ordering
eg: RUCR18PLGBE



QS: Quick Ship | **GROUP A:** Subject to a longer lead time.

● Available
○ Not Available



RECEPTION UNIT



Left hand shown

W x W2 x D x D2 x H (mm)	LH	RH	QS	Grp A	RRP
1800 x 1200 x 800 x 600 x 1177	RUCR18PL	RUCR18PR	●	●	£1243.13

SQUARE TABLE



Square Legs

W x D x H (mm)	Code	QS	Grp A	RRP
600 x 600 x 385, 18mm Top	TBSR60SQ	●	●	£102.13

ROUND TABLE



Square Legs

W x D x H (mm)	Code	QS	Grp A	RRP
750 x 385, 18mm Top	TBRR75SQ	●	●	£121.48

CROSS BASE TABLE



Panel Base

W x D x H (mm)	Code	QS	Grp A	RRP
600 x 600 x 396, 25mm Top	TBSR60P	●	●	£138.73
800 x 800 x 396, 25mm Top	TBSR80P	●	●	£199.35

For more table options see from page 171.



TASK SEATING



Ergonomic Seating Solutions

The correct chair is a vital business tool – within the workplace and homeworking environment. Our collection of ergonomic seating solutions is designed to provide a choice of design styles, aesthetics and features to match varying needs and requirements. Each range incorporates different features and options to build a customised chair to provide the most beneficial posture support.

Features & Details

Applies to all Task Seating:

- A selection of ergonomically designed task chairs.
- Options available to comply with Health and Safety DSE assessments.
- All gas lifts are suitable for users up to 150kg.
- Available with mesh and fabric choices.
- 5 Year Guarantee on all chairs, unless specified (2 Year Guarantee on moving parts).
- Fabric Guarantee as per manufacturer instructions.
- Protective & Anti-Fatigue chairmats available - see pages 132-133.



HEVINGHAM



1. Plastic outer shell, mesh or fully upholstered backrest.
2. Ratchet backrest height adjustment.
3. Optional lumbar support control pump.
4. Independent back angle adjustment.
5. Independent seat angle adjustment.
6. Seat height adjustment.
7. Optional polished base.
8. Body weight tension control.
9. Seat slide adjustment.
10. Performance foam with waterfall front profile.
11. Optional air flow seat.
12. Optional coccyx cut-out.
13. Choice ergonomic adjustable backrests.
14. Optional headrest (not suitable for Hevingham 3).

STANDARD FEATURES

- Posture chair with a wide choice of ergonomic options.
- Extra high back available – ideal for executive offices.
- Independent seat & back angle adjustment.
- Adjustable body tension control.
- 125mm seat slider.

- Ratchet back height adjustment.
- Flex-front seat pad.
- A choice of arms.
- Gas lift height adjustment.



Choose from a range of fabrics.

For colour fabric groups refer to pages 256-257.

SW = Width, **BW** = Back Width, **SD** = Seat Depth,
BH = Back Height, **SH** = Seat Height

Glides available as a no cost option (please specify when ordering).

HEVINGHAM 1 Upholstered Back



Fabric Group	Code	RRP
Fabric Group 1	CHHVUBG1	£622.54
Fabric Group 2	CHHVUBG2	£645.12
Fabric Group 3	CHHVUBG3	£661.24
Fabric Group 4	CHHVUBG4	£687.04

Dimensions

SW 490mm **BW** 450mm **SD** 420-545mm
BH 520-600mm **SH** 490-590mm

Prices do not include arms , see optional extras.

HEVINGHAM 2 Moulded Outer Back



Fabric Group	Code	RRP
Fabric Group 1	CHHVUMG1	£525.79
Fabric Group 2	CHHVUMG2	£540.31
Fabric Group 3	CHHVUMG3	£551.59
Fabric Group 4	CHHVUMG4	£567.72

Dimensions

SW 490mm **BW** 480mm **SD** 420-545mm
BH 540-610mm **SH** 490-590mm

Prices do not include arms , see optional extras.

HEVINGHAM 3 Moulded Extra High Outer Back



Fabric Group	Code	RRP
Fabric Group 1	CHHVHBG1	£548.37
Fabric Group 2	CHHVHBG2	£562.88
Fabric Group 3	CHHVHBG3	£574.17
Fabric Group 4	CHHVHBG4	£590.29

Dimensions

SW 490mm **BW** 500mm **SD** 420-545mm
BH 710-780mm **SH** 490-590mm

Prices do not include arms, see optional extras.
 Not suitable for optional headrest.

HEVINGHAM 4 Mesh Back



Fabric Group	Code	RRP
Fabric Group 1	CHHVMBG1	£622.54
Fabric Group 2	CHHVMBG2	£637.06
Fabric Group 3	CHHVMBG3	£648.34
Fabric Group 4	CHHVMBG4	£664.47

Dimensions

SW 490mm **BW** 450mm **SD** 420-545mm
BH 520-590mm **SH** 490-590mm

Prices do not include arms, see optional extras.

OPTIONAL EXTRAS

Optional Extras	Code	RRP
Height and Depth Adjustable Arms	AA2D	£63.00
Height/Depth & Twist Adjustable Arms	AA3D	POA
Multifunction Arms HxWxD	AMF	POA
Height and Foldaway Arms	AF	£82.50
Polished Base	AB	POA
Air Flo Seat Cell	ASC	POA

	Code	RRP
Coccyx Cut Out	CCO	£29.03
Headrest for Upholstered Outer Back	HR1	£104.81
Headrest for Molded Outer Back	HR2	£104.81
Performance/Memory Seat Foam	PF	POA
Inflatable lumbar support	IL	POA



RANWORTH



1. Optional coat hanger.
2. Back height adjustment.
3. Seat slide adjustment, lockable synchro mechanism, seat height adjustment.
4. 27" pyramid base. Optional chrome base.
5. Moulded cold cure front seat.
6. Ergonomic height adjustable arms (optional).
7. Adjustable lumbar panel.
8. Contoured high mesh backrest.
9. Optional headrest.
10. 60mm Castors.

UPHOLSTERED BACK

- Self adjusting, lockable synchro mechanism.
- Moulded cold cure front seat.
- High moulded outer back.
- Push button back height adjustment.
- Seat slider.
- Gas lift height adjustment.



Choose from a range of fabrics.

For colour fabric groups refer to page 254-259.

MESH BACK

- Self adjusting, lockable synchro mechanism.
- Moulded cold cure front seat.
- High mesh back.
- Ratchet back height adjustment.
- Seat slider.
- Gas lift height adjustment.
- Adjustable lumbar panel.

W = Width, D = Depth, H = Height, SH = Seat Height

Glides available as a no cost option (please specify when ordering).

RANWORTH Upholstered Back



Fabric Group	Code	RRP
Fabric Group 1	CHRAUBG1	£652.43
Fabric Group 2	CHRAUBG2	£667.00
Fabric Group 3	CHRAUBG3	£683.14
Fabric Group 4	CHRAUBG4	£696.82

Dimensions

W 620mm D 700mm H 1087-1227mm SH 420-560mm

Prices include standard features only, see optional extras.

RANWORTH Mesh Back



Fabric Group	Code	RRP
Fabric Group 1	CHRAMBG1	£690.64
Fabric Group 2	CHRAMBG2	£705.25
Fabric Group 3	CHRAMBG3	£721.43
Fabric Group 4	CHRAMBG4	£735.46

Dimensions

W 620mm D 700mm H 1087-1227mm SH 420-560mm

Prices include standard features only, see optional extras.

RANWORTH Upholstered Back with Headrest



Fabric Group	Code	RRP
Fabric Group 1	CHRAUBHG1	POA
Fabric Group 2	CHRAUBHG2	POA
Fabric Group 3	CHRAUBHG3	POA
Fabric Group 4	CHRAUBHG4	POA

Dimensions

W 620mm **D** 700mm **H** 1170-1310mm **SH** 420-560mm

Prices include standard features only, see optional extras.

RANWORTH Mesh Back with Headrest



Fabric Group	Code	RRP
Fabric Group 1	CHRAMBHG1	£791.21
Fabric Group 2	CHRAMBHG2	POA
Fabric Group 3	CHRAMBHG3	POA
Fabric Group 4	CHRAMBHG4	POA

Dimensions

W 620mm **D** 700mm **H** 1087-1227mm **SH** 420-560mm

Prices include standard features only, see optional extras.

OPTIONAL EXTRAS

Optional Extras	Code	RRP
Fixed Arms	AF01	£29.14
Chrome Pyramid Base	CPB	£109.18
Inflatable Lumbar (Upholstered back only)	ILCP	£43.68
Coat Hangar Black (Mesh back only)	CHB	POA
Coat Hangar White (Mesh back only)	CHW	POA

	Code	RRP
Brake Unloaded Castors	BULC	£28.57
Brake Loaded Castors	BLC	£28.57
Soft Wheeled Castors	SWC	£26.79
Height Adjustable Arms	AA01	£73.07
Height Adjustable / Foldaway Arms	AA07	£108.00



WALCOTT

STANDARD FEATURES

- Synchro body balance mechanism.
- Ratchet back adjustment.
- Adjustable lumbar support.
- 50mm seat slide.
- Multi functional height adjustable arms (available without arms).
- Black mesh seat and back.
- Gas lift height adjustment.

WALCOTT

With or Without Arms



50mm Seat Slider



Adjustable Lumbar



Optional Multi-function Arms



Synchro Balance Mechanism

Arms	Code	RRP
With Arms	CHWAABK	£791.04
Without Arms	CHWANBK	£651.89

Glides available as a no cost option (please specify when ordering).

Multi-adjustable arms - depth, width (on the 'soft feel' pad), twist and height adjustable arm (4D).

Dimensions

W 650mm (520mm without arms) **H** 1080-1200mm

SH 480-600mm

W = Width, H = Height, SH = Seat Height



TOFTWOOD

STANDARD FEATURES

- Synchro body balance mechanism.
- Automatic weight tension.
- Fixed height, ergonomically shaped back.
- Height adjustable lumbar support.



Choose from a range of fabrics.

For colour fabric groups refer to page 254-259.

- Seat slider.
- Flex-front seat pad.
- Height and Depth Adjustable Arms.
- Gas lift height adjustment.

SW = Width, **BW** = Back Width,
SD = Seat Depth, **BH** = Back Height, **SH** = Seat Height

Glides available as a no cost option (please specify when ordering).

TOFTWOOD Black Frame



With Arms

Fabric Group	Code	RRP
Fabric Group 1	CHTFABG1	£606.42
Fabric Group 2	CHTFABG2	£620.93
Fabric Group 3	CHTFABG3	£632.22
Fabric Group 4	CHTFABG4	£648.34

Without Arms

Fabric Group	Code	RRP
Fabric Group 1	CHTFNBG1	£564.49
Fabric Group 2	CHTFNBG2	£579.01
Fabric Group 3	CHTFNBG3	£590.29
Fabric Group 4	CHTFNBG4	£606.42

Dimensions

SW 490mm **BW** 450mm **SD** 470-545mm
BH 540mm **SH** 490-590mm

Prices include standard features only, see optional extras.

Optional Extras	Code	RRP
Height, Depth & Twist Adjustable Arms	AA3D	POA
Multi-Functional Arms (Height, Width, Depth & Twist Adjustable)	AMF	POA
Performance Foam Seat	PF	POA

TOFTWOOD White Frame



With Arms

Fabric Group	Code	RRP
Fabric Group 1	CHTFAWG1	£645.12
Fabric Group 2	CHTFAWG2	£659.63
Fabric Group 3	CHTFAWG3	£670.92
Fabric Group 4	CHTFAWG4	£687.04

Without Arms

Fabric Group	Code	RRP
Fabric Group 1	CHTFNWG1	£596.74
Fabric Group 2	CHTFNWG2	£611.26
Fabric Group 3	CHTFNWG3	£622.54
Fabric Group 4	CHTFNWG4	£638.67

Dimensions

SW 490mm **BW** 450mm **SD** 470-545mm
BH 540mm **SH** 490-590mm

Prices include standard features only, see optional extras.

	Code	RRP
AirFlo Seat Cell	ASC	POA
Coccyx Cut Out	CCO	£29.03
Polished Base	AB	POA

PASTON & LENWADE

- Available
- Not Available



STANDARD FEATURES

- 2 lever mechanism.
- Seat height and back angle adjustment.
- Fully recyclable seat and back foam.
- 635mm black base.
- 50mm black castors.
- Without arms, fixed or height adjustable arms.
- Max weight 150kg.
- 5 year guarantee.
- Paston chair includes a contoured seat pad and back rest.

W = Width, **D** = Depth, **H** = Height, **SH** = Seat Height

Please add the colour suffix to your code when ordering, eg: CHPASBK

FABRICS

Paston and Lenwade chairs are available in a choice of 4 standard fabric colours for our 'Quick Ship' service.

Standard Fabrics



BK Black



BL Blue



RB Ruby



GY Grey



Other fabric choices available on standard lead time.

For colour fabric groups refer to pages 254-259.

PASTON



Paston & Lenwade are both available with a cantilever frame option.



LENWADE

Arm Options	Code	QS	Grp A	RRP
Fixed Arms	CHPAS	●	●	POA
Adjustable Arms	CHPAA	●	●	POA
No Arms	CHPAN	●	●	POA

Cantilever	Code	QS	Grp A	RRP
Fixed Arms	CHPASCL	○	●	£POA
No Arms	CHPANCL	○	●	POA

Dimensions

W 620mm **D** 620mm **H** 970-1095mm **SH** 460-585mm

Arm Options	Code	QS	Grp A	RRP
Fixed Arms	CHLES	●	●	POA
Adjustable Arms	CHLEA	●	●	POA
No Arms	CHLEN	●	●	POA

Cantilever	Code	QS	Grp A	RRP
Fixed Arms	CHLESCL	○	●	£POA
No Arms	CHLENCL	○	●	POA

Dimensions

W 620mm **D** 620mm **H** 970-1095mm **SH** 460-585mm

OXBOROUGH

STANDARD FEATURES

- Slimline, attractive workchair.
- Ideal for breakout, meeting rooms & homeworking.
- Contoured, single shell design.
- Black or light grey mesh.
- Integrated armrest.
- Reclining, body responsive, lockable tilt action.
- Gas lift height adjustment.



Oxborough

Code

RRP

Black Frame, Black Mesh,
Fixed Arms

CHOXBBK

£661.24

White Frame, Grey Mesh,
Fixed Arms

CHOXWGY

£703.17

Dimensions

SW 510mm **BW** 510mm **SD** 460mm **BH** 505mm
SH 465-545mm

SW = Width, **BW** = Back Width, **SD** = Seat Depth,
BH = Back Height, **SH** = Seat Height



ILOA







Features & Details

- Unique design by Jonas Hakaniemi.
- Encourages good posture and movement.
- Wide range of applications – including education, healthcare & dentistry.
- Ideal 'partner' for Sit-Stand desking and SOHO environments.

SPECIFICATION

- Double twin-wheel castors.
- Gas lift height adjustment.
- Sitting height (from the middle of the seat)
ILOA 49–74 cm, ILOA One and ILOA+ 53–78 cm.
- A maximum weight load of 120kg.
- 5 Year Guarantee.



QS: Quick Ship | **GROUP A:** Subject to a longer lead time.

- Available
- Not Available



ILOA QUICKSHIP



ILOA

The stylish ILOA stool in light birch is available with Quick Ship Delivery.

Code	QS	Grp A	RRP
CHILB	●	●	POA



ILOA+

The comfortable ILOA + with black eco leather on black ash is available with Quick Ship Delivery

Code	QS	Grp A	RRP
CHILPBLA	●	●	POA



QS: Quick Ship | **GROUP A:** Subject to a longer lead time.

● Available
○ Not Available

ILOA



ILOA+

Features comfortable seat pads, upholstered with a selection of high quality fabric or eco black leather.

Code	QS	Grp A	RRP
CHILP	○	●	POA

ILOA One

One-piece upholstery with a selection of high quality fabric or eco black leather.

Code	QS	Grp A	RRP
CHILO	○	●	POA

ILOA

No upholstery. Available in black ash only.

Code	QS	Grp A	RRP
CHILA	○	●	POA

FINISHES

ILOA+



Black Eco
Leather /
Black Ash
BLA



Black Wool /
Black Ash
BWA



Grey Wool /
Black Ash
GWA



Orange Wool
/ Black Ash
OWA

ILOA One



Black Wool /
Birch
BWB



Grey Wool /
Birch
GYB



Orange Wool
/ Birch
OWB



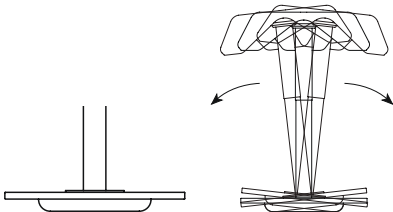
Black Eco
Leather / Birch
BLB

Please add the
colour suffix to
your code when
ordering eg:
CHILOBWB

LIKU JOY

FEATURES

- Rocking base that allows movement.
- Gas lift height adjustment.
- Sitting height 53 – 79 cm.
- A maximum weight load of 120kg.
- 5 Year Guarantee.



BASE FINISHES



Birch
B



Black
K



White
W

CUSHION FINISHES



Black
BK



Grey
GY



Orange
OR

LIKU JOY

Code	QS	Grp A	RRP
CHILJ	○	●	POA

Please add the colour base and cushion code when ordering eg: **CHILJBGY**

BOARDROOM & EXECUTIVE TABLES





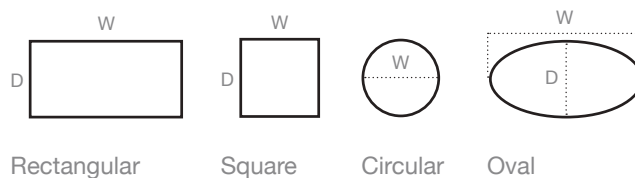
SPIRE



Features & Details

- Sophisticated, elegant design.
- Optional cable management and power modules.
- A wide range of sizes and configurations – up to 18 people.
- 25mm table tops.

TABLE SHAPES



SPECIFICATION

- 25mm top made from grade E1 melamine faced high density particle board.
- Cable management and power, data and USB charging modules available.
- All tables coordinate with Spire Executive Desking.

FRAME

- Steel frame with hydroformed tapered steel legs and cast aluminium feet.
- Height levelling feet.



QUICK SHIP

Not available

Wood finishes are heat, stain and scratch resistant when used for their intended purposes.

Please add the metal and wood suffix to your code when ordering eg: SPRE1880**CBI**

GROUP A

Metal Finishes



S Silver **W** White **B** Matt Black **C** Chrome Paint

Wood Finishes



BI Birch **MA** Maple **WA** Walnut **NN** Natural Nebraska Oak



BE Beech **WH** White **LO** Light Oak **GN** Grey Nebraska Oak

QS: Quick Ship | **GROUP A:** Subject to a longer lead time.

● Available
○ Not Available

RECTANGULAR TABLES



800 Deep



1000 Deep



1200 Deep



1400 Deep

W x D x H (mm)	Code	QS	Grp A	RRP, White Black, Silver	RRP Chrome Paint
800 Deep					
1800 x 800 x 740	SPRE1880	○	●	£860.30	POA
2000 x 800 x 740	SPRE2080	○	●	£933.85	POA
1000 Deep					
2000 x 1000 x 740	SPRE2010	○	●	£1043.23	POA
1200 Deep					
2800 x 1200 x 740	SPRE2812	○	●	£1467.60	POA
3200 x 1200 x 740	SPRE3212	○	●	£1768.03	POA
3600 x 1200 x 740	SPRE3612	○	●	£1868.30	POA
4200 x 1200 x 740	SPRE4212	○	●	£2149.05	POA
4800 x 1200 x 740	SPRE4812	○	●	£2513.73	POA
5400 x 1200 x 740	SPRE5412	○	●	£2620.25	POA
1400 Deep					
2800 x 1400 x 740	SPRE2814	○	●	£1652.20	POA
3200 x 1400 x 740	SPRE3214	○	●	£1857.85	POA
3600 x 1400 x 740	SPRE3614	○	●	£2095.40	POA
4200 x 1400 x 740	SPRE4214	○	●	£2406.70	POA
4800 x 1400 x 740	SPRE4814	○	●	£2673.75	POA
5400 x 1400 x 740	SPRE5414	○	●	£2933.33	POA
5600 x 1400 x 740	SPRE5614	○	●	£3161.23	POA
6400 x 1400 x 740	SPRE6414	○	●	£3489.70	POA
7200 x 1400 x 740	SPRE7214	○	●	£3771.25	POA

SQUARE TABLES



1200 Deep



1400 Deep

W x D x H (mm)	Code	QS	Grp A	RRP, White Black, Silver	RRP Chrome Paint
1200 x 1200 x 740	SPSQ12	○	●	£915.40	POA
1400 x 1400 x 740	SPSQ14	○	●	£969.33	POA



QS: Quick Ship | **GROUP A:** Subject to a longer lead time.

● Available
○ Not Available

OVAL TABLES



1200 Deep



1600 Deep

W x D x H (mm)	Code	QS	Grp A	RRP, White Black, Silver	RRP Chrome Paint
1200 Deep					
2000 x 1200 x 740	SPOV2012	○	●	£1006.43	POA
2200 x 1200 x 740	SPOV2212	○	●	£1106.05	POA
2400 x 1200 x 740	SPOV2412	○	●	£1136.35	POA
2800 x 1200 x 740	SPOV2812	○	●	£1528.23	POA
1600 Deep					
3600 x 1600 x 740	SPOV3616	○	●	£1976.28	POA
4200 x 1600 x 740	SPOV4216	○	●	£2071.70	POA

CIRCULAR TABLES



1400 Wide

W x H (mm)	Code	QS	Grp A	RRP, White Black, Silver	RRP Chrome Paint
1200 x 740	SPRN12	○	●	£773.08	POA
1400 x 740	SPRN14	○	●	£956.38	POA
1600 x 740	SPRN16	○	●	£1054.15	POA

CABLE MANAGEMENT & FLIP TOP POWER MODULES

SLINKY CABLE MANAGER



Description	Colour	Code	QS	Grp A	RRP
Slinky Cable Manager	Black, Silver & White	ACCMSLINKY	○	●	POA

Simply add the colour suffix to your code when ordering: **B** Black **S** Silver **W** White.

FLIP TOP POWER MODULES 01



Description	Colour	Code	QS	Grp A	RRP
2 UK sockets & RJ45 sockets with switch.	Black Grey White	ACPMRJ45	○	●	POA
<ul style="list-style-type: none"> 2 x UK Sockets 2 x RJ45 sockets Mains lead 2m 2 x 2m RJ45 Cat6 data lead 					

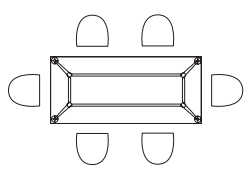
FLIP TOP POWER MODULES 02



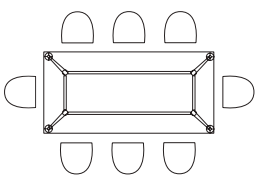
Description	Colour	Code	QS	Grp A	RRP
2 UK Sockets with switch and USB socket	Black Grey White	ACPMSCUK	○	●	POA
<ul style="list-style-type: none"> 2 x UK Sockets 1 x USB A+C Smart Connector Mains lead 2m 					

SEATING CONFIGURATIONS

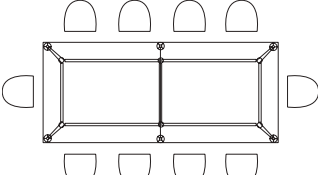
RECTANGULAR TABLES



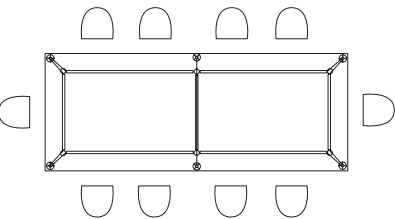
1800mm Wide
800mm Deep



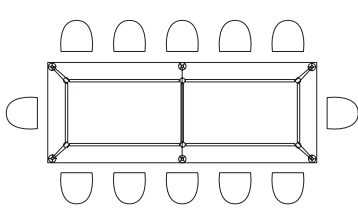
2000mm Wide
800 and 1000mm Deep



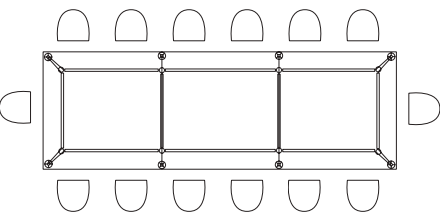
2800mm Wide
1200 and 1400mm Deep



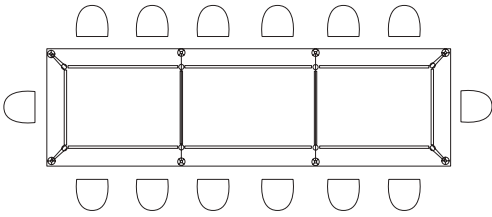
3200mm Wide
1200 and 1400mm Deep



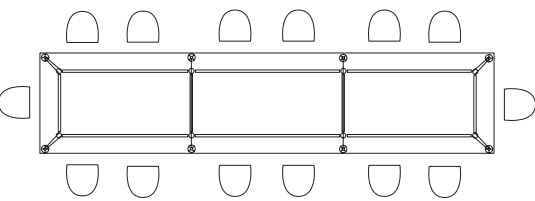
3600mm Wide
1200 and 1400mm Deep



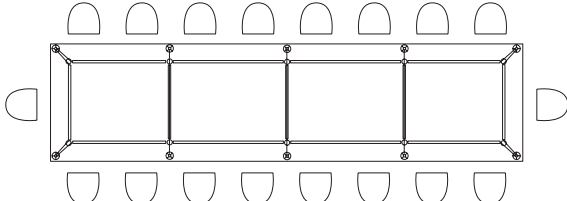
4200mm Wide
1200 and 1400mm Deep



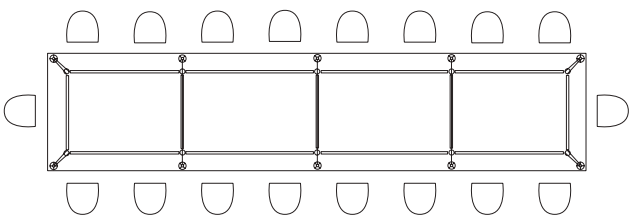
4800mm Wide
1200 and 1400mm Deep



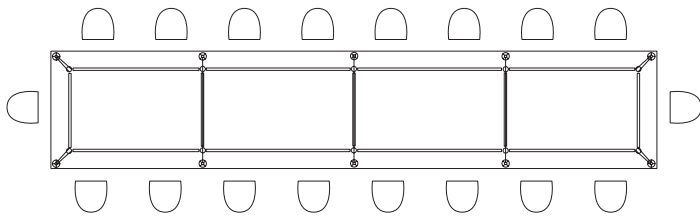
5400mm Wide
1200 and 1400mm Deep



5600mm Wide
1400mm Deep



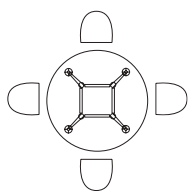
6400mm Wide
1400mm Deep



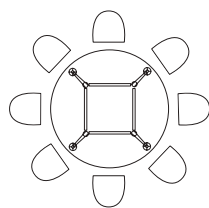
7200mm Wide
1400mm Deep

SEATING CONFIGURATIONS

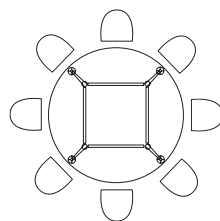
CIRCULAR TABLES



1200mm Diameter

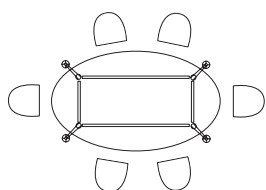


1400mm Diameter

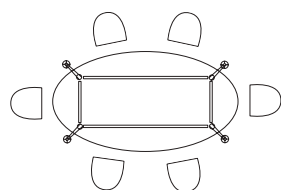


1600mm Diameter

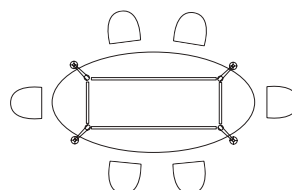
OVAL TABLES



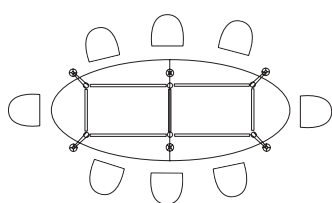
2000mm Wide
1200mm Deep



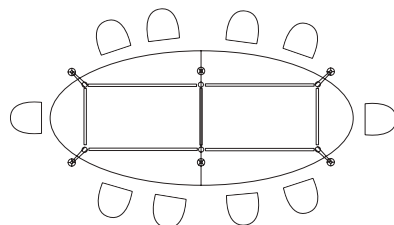
2200mm Wide
1200mm Deep



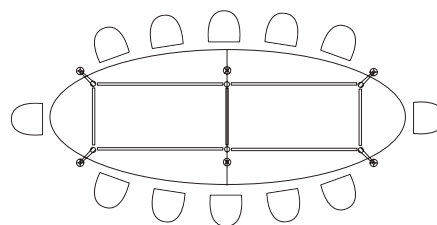
2400mm Wide
1200mm Deep



2800mm Wide
1200mm Deep

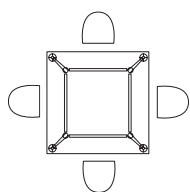


3600mm Wide
1600mm Deep

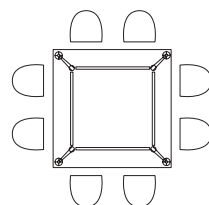


4200mm Wide
1600mm Deep

SQUARE TABLES



1200mm Square



1400mm Square

Seating configurations are for illustrative purposes only and may vary depending upon the type and size of your seating. Chair shown is our Brandon meeting chairs. Please note position of intermediate legs.

BARRREL & OVAL

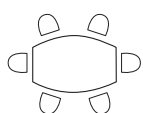




Features & Details

- Timeless, elegant design.
- Hard wearing, sturdy construction.
- Cable management options.
- Comfortably seats up to 8 people.
- 25mm table tops.

BARREL TABLE




1800mm Wide



2400mm Wide

OVAL TABLE



1800mm Wide



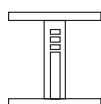
2400mm Wide

SPECIFICATION

- 25mm top made from grade E1 melamine faced high density particle board.
- Both tables include a double modesty panel.

FRAME OPTIONS

- Barrel boardroom table comes with stylish panel ends.
- Oval boardroom table is designed with a system cantilever in an I-frame style.



I frame



Alternate finishes and options are available through our Bespoke Department.

QUICK SHIP

Metal Finishes

Barrel Table Oval Table



S Silver

I Iron Grey

Wood Finishes



BE Beech

MA Maple

LO Light Oak

GROUP A

The finishes listed left are also available on a longer lead time if required.

Wood finishes are heat, stain and scratch resistant when used for their intended purposes.

Please add the metal and wood suffix to your code when ordering eg: TBBB18PMMSBE

QS: Quick Ship | **GROUP A:** Subject to a longer lead time.

● Available
○ Not Available



BARREL TABLE



Wooden Modesty

W x D x D2 x H (mm)	Wooden Modesty	QS	Grp A	RRP
1800 x 1200 x 800 x 725	TBBB18PCM	●	●	£573.05
2400 x 1200 x 800 x 725	TBBB24PCM	●	●	£711.80



Metal Modesty

W x D x D2 x H (mm)	Metal Modesty	QS	Grp A	RRP
1800 x 1200 x 800 x 725	TBBB18PMMS	●	●	£799.35
2400 x 1200 x 800 x 725	TBBB24PMMS	●	●	£951.63

OVAL TABLE



W x D x H (mm)	Wooden Modesty	QS	Grp A	RRP
1800 x 1200 x 725	TBOB18SYI	●	●	£768.25
2400 x 1200 x 725	TBOB24SYI	●	●	£972.65

CABLE MANAGEMENT & FLIP TOP POWER MODULES

SLINKY CABLE MANAGER



Description	Colour	Code	QS	Grp A	RRP
Slinky Cable Manager	Black, Silver & White	ACCMSLINKY	○	●	POA

Simply add the colour suffix to your code when ordering. **B** Black **S** Silver **W** White.

FLIP TOP POWER MODULES 01




Description	Colour	Code	QS	Grp A	RRP
2 UK sockets & RJ45 sockets with switch.	Black Grey White	ACPMRJ45	○	●	POA
<ul style="list-style-type: none"> 2 x UK Sockets 2 x RJ45 sockets Mains lead 2m 2 x 2m RJ45 Cat6 data lead 					

FLIP TOP POWER MODULES 02



Description	Colour	Code	QS	Grp A	RRP
2 UK Sockets with switch and USB socket	Black Grey White	ACPMSCUK	○	●	POA
<ul style="list-style-type: none"> 2 x UK Sockets 1 x USB A+C Smart Connector Mains lead 2m 					

TABLES



TILT-TOP





Features & Details

- Robust, durable mechanism.
- Sturdy design for stability.
- Quality, locking castors for easy manoeuvring.
- 25mm table tops.

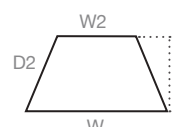
TABLE SHAPES



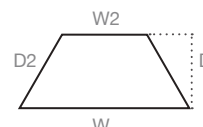
Rectangular



Semi-Circular



Trapezoidal 22.5°



Trapezoidal 30°

SPECIFICATION

- 25mm/18mm top made from grade E1 melamine faced high density particle board.

FRAME

- Durable release and flip mechanism for ease of storage when not in use.
- All castors are lockable.
- A linking mechanism is available.

LINKING MECHANISM



Linking mechanism open



Linking mechanism closed




QUICK SHIP

Wood Finishes



BI Birch MA Maple WA Walnut



BE Beech WH White LO Light Oak

Metal Finishes



S Silver C Chrome Paint

Wood finishes are heat, stain and scratch resistant when used for their intended purposes.

GROUP A

Wood Finishes



NN Natural Nebraska Oak NN Grey Nebraska Oak

Metal Finishes



S Silver C Chrome Paint

Please add the metal and wood suffix to your code when ordering eg: TTRE16SBI

QS: Quick Ship | **GROUP A:** Subject to a longer lead time.

● Available
○ Not Available



RECTANGULAR



W x D x H (mm)	Code	QS	Grp A	RRP
1200 x 800 x 720	TTRE12	●	●	£596.70
1400 x 800 x 720	TTRE14	●	●	£617.53
1600 x 800 x 720	TTRE16	●	●	£640.85
1800 x 800 x 720	TTRE18	●	●	£657.65

SEMI CIRCULAR



W x D x H (mm)	Code	QS	Grp A	RRP
1600 x 800 x 720	TTSC16	●	●	£625.45

TRAPEZOIDAL



W x W2 x D x D2 x H (mm)	Code	QS	Grp A	RRP
Trapezoidal 22.5°				
1412 x 800 x 740 x 800 x 720 *	TTTP14Z2	●	●	£611.48
Trapezoidal 30°				
1600 x 800 x 693 x 800 x 720 *	TTTP16Z3	●	●	£608.75

* Both the 22.5° and the 30° Trapezoidal fit to the 800mm table end.

LINKING MECHANISM



Description	Code	QS	Grp A	RRP
Links 2 Tilt Top tables (2 per pack)	TTFTLMECH	●	●	£16.83



FOLDING TABLES

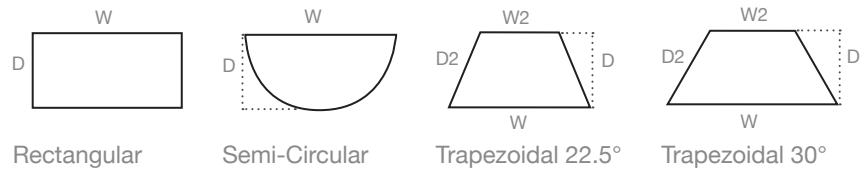




Features & Details

- Stackable for efficient storage.
- Robust, durable mechanism.
- Steel frame for added stability.
- 25mm table tops.

TABLE SHAPES



SPECIFICATION

- 25mm top made from grade E1 melamine faced high density particle board.

FRAME

- Legs neatly fold under the table to enable easy storage.
- Tables are stackable.
- Tubular steel frame with strong metal supports and curved base.
- Height adjustable feet to reach 725mm.
- Legs supplied with angled anti-slip feet.
- A linking mechanism is available.

LINKING MECHANISM



Linking mechanism open




Linking mechanism closed

QUICK SHIP

Wood Finishes



BI Birch MA Maple WA Walnut



BE Beech WH White LO Light Oak

Metal Finishes



C Chrome Paint

Wood finishes are heat, stain and scratch resistant when used for their intended purposes.

GROUP A

Wood Finishes



NN Natural Nebraska Oak NN Grey Nebraska Oak

Metal Finishes



C Chrome Paint

Please add the metal and wood suffix to your code when ordering eg: FTRE16CBI



QS: Quick Ship | **GROUP A:** Subject to a longer lead time.

● Available
○ Not Available



RECTANGULAR



W x D x H (mm)	Code	QS	Grp A	RRP
1200 x 800 x 715	FTRE12C	●	●	£308.75
1400 x 800 x 715	FTRE14C	●	●	£328.25
1600 x 800 x 715	FTRE16C	●	●	£347.78
1800 x 800 x 715	FTRE18C	●	●	£363.50

SEMI CIRCULAR



W x D x H (mm)	Code	QS	Grp A	RRP
1600 x 800 x 715	FTSC16	●	●	£335.80

TRAPEZOIDAL



W x W2 x D x D2 x H (mm)	Code	QS	Grp A	RRP
Trapezoidal 22.5°				
1412 x 800 x 740 x 800 x 715*	FTTP14Z2C	●	●	£322.73
Trapezoidal 30°				
1600 x 800 x 693 x 800 x 715*	FTTP16Z3C	●	●	£320.18

* Both the 22.5° and the 30° Trapezoidal fit to the 800mm table end.

LINKING MECHANISM



Description	Code	QS	Grp A	RRP
Links 2 Folding Tables (2 per pack)	TTFTLMECH	●	●	£16.83



DURABLE TABLES

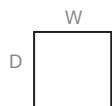




Features & Details

- Welded steel underframe for strength.
- 38mm round legs for maximum stability.
- Choice of sizes and shapes for versatile configurations.
- 25mm table tops.

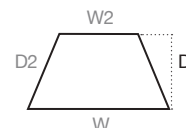
TABLE SHAPES



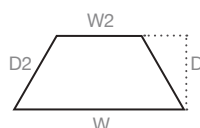
Square



Rectangular



Trapezoidal 22.5°



Trapezoidal 30°



Semi-Circular

SPECIFICATION

- 25mm top made from grade E1 melamine faced high density particle board.
- Cable management and power modules available. See pages 128 and 130-131.

FRAME

- 38mm round legs using 2mm welded steel for strength and stability.
- Height adjustable feet.



QUICK SHIP

Not Available

Wood finishes are heat, stain and scratch resistant when used for their intended purposes.

Please add the metal and wood suffix to your code when ordering eg:
DTSQ66SBE

GROUP A

Metal Finishes



S Silver



G Grey

Wood Finishes



BI Birch



MA Maple




WA Walnut



NN Natural
Nebraska Oak




BE Beech



WH White



LO Light Oak



GN Grey
Nebraska Oak

QS: Quick Ship | **GROUP A:** Subject to a longer lead time.

● Available
○ Not Available

SQUARE



W x D x H (mm)	Code	QS	Grp A	RRP
660 x 660 x 725	DTSQ66	○	●	£257.95

RECTANGULAR



W x D x H (mm)	Code	QS	Grp A	RRP
1200 x 800 x 725	DTRE12	○	●	£377.48
1400 x 800 x 725	DTRE14	○	●	£410.40
1600 x 800 x 725	DTRE16	○	●	£449.08

SEMI CIRCULAR



W x D x H (mm)	Code	QS	Grp A	RRP
1600 x 800 x 725	DTSC16	○	●	£411.50

TRAPEZOIDAL



W x W2 x D x D2 x H (mm)	Code	QS	Grp A	RRP
Trapezoidal 22.5°				
1412 x 800 x 740 x 800 x 725	DTTP14Z2	○	●	£389.00
Trapezoidal 30°				
1600 x 800 x 693 x 800 x 725	DTTP16Z3	○	●	£409.43



EVERYDAY TABLES



QS: Quick Ship | **GROUP A:** Subject to a longer lead time.

● Available
○ Not Available



ROUND TABLES

Features & Details

SPECIFICATION

- 25mm top made from grade E1 melamine faced high density particle board.
- Cable management and power modules available. See pages 128, and 130-131.

FRAME OPTIONS

- A variety of steel frame options are available including column base, round legs or square legs.



Column Base



Round Legs



Square Legs

W x H (mm)	Code	QS	Grp A	RRP
Column Base				
1000 x 725, Base Diameter 600mm, 25mm Top	TBRN10CB	●	●	£484.50
1200 x 725, Base Diameter 600mm, 25mm Top	TBRN12CB	●	●	£542.35
Round Legs				
1000 x 725, 25mm Top	TBRN10RL	●	○	£334.90
1200 x 725, 25mm Top	TBRN12RL	●	○	£392.73
Square Legs*				
1200 x 720, 18mm Top	TBMT12SQ	●	○	£352.45

CHAIRS & STOOLS

Browse our range of contemporary chairs and stools from pages 199-205.



Lingwood
Chairs



Ashby
Chairs



Wroxham
Armchairs

QUICK SHIP

Metal Finishes

Round Legs



S Silver G Grey I Iron Grey

Column Base




S Silver

Square Legs



G Grey B Brown

Wood Finishes



BI Birch MA Maple WA Walnut




WH White LO Light Oak BE Beech

GROUP A

Metal Finishes

Column Base



W White

Wood Finishes



NN Natural
Nebraska Oak GN Grey
Nebraska Oak

* BI, WA and WH tops for square legged tables are only available on a standard lead time. Quick Ship is unavailable.

See Wood Finishes left. The finishes listed left are also available on a longer lead time if required.

Wood finishes are heat, stain and scratch resistant when used for their intended purposes.

Please add the metal and wood suffix to your code when ordering eg: TBRN10CBSBI

UNIVERSAL TABLES

Features & Details

SPECIFICATION

- 25mm or 18mm top made from grade E1 melamine faced high density particle board.
- Cable management and power modules available. See pages 128, and 130-131.

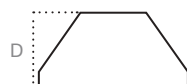
FRAME OPTIONS

- A variety of frame options are available including round legs, square legs and cantilever I frame.

TABLE SHAPES



Rectangular



D End



QUICK SHIP

Square Legs



G Grey /
BE Beech



G Grey /
MA Maple



G Grey /
LO Light Oak



B Brown /
LO Light Oak

Round Legs



S Silver /
BE Beech



S Silver /
MA Maple



S Silver /
LO Light Oak



G Grey /
BE Beech



G Grey /
MA Maple



G Grey /
LO Light Oak



I Iron Grey /
BE Beech



I Iron Grey /
MA Maple



I Iron Grey /
LO Light Oak

Please Note:

Maple is not available for D-End.

GROUP A

The finishes listed above are also available on a longer lead time if required.

Wood finishes are heat, stain and scratch resistant when used for their intended purposes.

Please add the metal and wood suffix to your code when ordering eg: TBOT12SQGBE

QS: Quick Ship | **GROUP A:** Subject to a longer lead time.

● Available
○ Not Available



RECTANGULAR TABLE



Square Legs



Round Legs

W x D x H (mm)	Code	QS	Grp A	RRP
Square Legs				
1200 x 615 x 720, 18mm Top	TBOT12SQ	●	●	£279.73
1500 x 745 x 720, 18mm Top	TBOT15SQ	●	●	£351.53
1800 x 745 x 720, 18mm Top	TBOT18SQ	●	●	£380.35
Round Legs				
1200 x 800 x 725, 25mm Top	TBCT12RL	●	●	£325.05
1600 x 800 x 725, 25mm Top	TBCT16RL	●	●	£374.55
1800 x 800 x 725, 25mm Top	TBCT18RL	●	●	£398.93


D-END TABLE



Round Legs

W x D x H (mm)	Code	QS	Grp A	RRP
Round Legs				
1200 x 600 x 725, 25mm Top	TBDE12RL	●	●	£295.75
1600 x 800 x 725, 25mm Top	TBDE16RL	●	●	£381.80

Maple is not available for D End.





PLANAR

Features & Details

- Ideal for collaborative spaces and training environments.
- Optional cable management and power modules.
- Poseur and desk height options with coordinating bench seating.
- 25mm table tops and side panels.

SPECIFICATION

- 25mm deep top and panel sides.
- Adjustable feet on tables.
- 18mm twin modesty panels for additional strength.
- Integrated power modules are available.
- An optional seat cushion is available for coordinating benches.



Optional integrated power modules available.



QUICK SHIP


Not Available

Wood finishes are heat, stain and scratch resistant when used for their intended purposes.

Please add the metal and wood suffix to your code when ordering eg: **PLHT18BE**

GROUP A

Wood Finishes



BI Birch

MA Maple

WA Walnut

NN Natural
Nebraska Oak



BE Beech

WH White

LO Light Oak

NN Natural
Nebraska Oak



QS: Quick Ship | **GROUP A:** Subject to a longer lead time.

● Available
○ Not Available

PLANAR TALL TABLE



W x D x H (mm)	Code	QS	Grp A	RRP
1800 x 900 x 1050	PLHT18	○	●	£726.53
2000 x 900 x 1050	PLHT20	○	●	£758.80

PLANAR TABLE



W x D x H (mm)	Code	QS	Grp A	RRP
1800 x 900 x 740	PLTB18	○	●	POA
2000 x 900 x 740	PLTB20	○	●	POA

PLANAR BENCH SEAT



W x D x H (mm)	Code	QS	Grp A	RRP
1600 x 350 x 460	PLBE16	○	●	£238.48
1800 x 350 x 460	PLBE18	○	●	£250.38

Bench seat is set 200mm narrower than the table.

BENCH SEAT CUSHION



W x D (mm)	Code	Group 1	Group 2	Group 3	Group 4	Group 5	Group 6
1600 x 350	PLCU16	POA	POA	POA	POA	POA	POA
1800 x 350	PLCU18	POA	POA	POA	POA	POA	POA

(Prices for cushion only, for bench seat see table above).

Simply add the fabric group suffix to your code when ordering. **1, 2, 3, 4, 5, 6** and state the colour fabric you would like.

For colour fabric groups and options please refer to pages 254-259.

FEED YOUR
DREAMS

SEDS

Features & Details

- Modern, contemporary design.
- A choice of options for meeting and breakout spaces.
- Robust build quality for strength and stability.
- 43mm table tops.

SPECIFICATION

- 43mm deep top.
- Self levelling feet on tables.
- Cable management and power modules available. See pages 128, and 130-131.
- An optional seat cushion is available for coordinating benches.

FRAME

- 50mm steel tube frame.



QUICK SHIP

Not Available

Please add the metal and wood suffix to your code when ordering eg: AUSW14RSBI

Wood finishes are heat, stain and scratch resistant when used for their intended purposes.

GROUP A

Metal Finishes



S Silver

W White

B Matt Black

Wood Finishes



BI Birch

MA Maple

WA Walnut

NN Natural
Nebraska Oak



BE Beech

WH White

LO Light Oak

GN Grey
Nebraska Oak



QS: Quick Ship | **GROUP A:** Subject to a longer lead time.

- Available
- Not Available

SLED TALL TABLE



W x D x H (mm)	Code	QS	Grp A	RRP
1800 x 800 x 1050	SLHT18	○	●	£822.75

SLED TABLE



W x D x H (mm)	Code	QS	Grp A	RRP
1800 x 800 x 740	SLTB17	○	●	£778.08

SLED BENCH SEAT



W x D x H (mm)	Code	QS	Grp A	RRP
1600 x 350 x 460	SLBE10	○	●	£479.88

Bench seat is set 200mm narrower than the table.

SLED BENCH SEAT CUSHION



W x D (mm)	Code	Group 1	Group 2	Group 3	Group 4	Group 5	Group 6
1600 x 350	SLCU16	POA	POA	POA	POA	POA	POA

(Prices for cushion only, for bench seat see table above).

Simply add the fabric group suffix to your code when ordering. **1, 2, 3, 4, 5, 6** and state the colour fabric you would like.

For colour fabric groups and options please refer to pages 254-259.

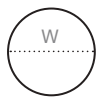


ELECT

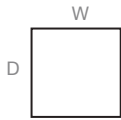
Features & Details

- Sleek styling for a wide variety of interior environments.
- Poseur, desk and coffee table heights for versatility.
- Highly durable brushed steel bases.
- 25mm table tops.

TABLE SHAPES



Circular



Square



SPECIFICATION

- 25mm top made from grade E1 melamine faced high density particle board.
- Cable management and power modules available. See pages 128, and 130-131.

FRAME

- High quality brushed steel square table base.



QUICK SHIP

Not Available

Wood finishes are heat, stain and scratch resistant when used for their intended purposes.

Please add the metal and wood suffix to your code when ordering eg:
ELCORN80CBBSBI

GROUP A

Metal Finishes



BS Brushed Steel

Wood Finishes



BI Birch




MA Maple



WA Walnut

NN Natural
Nebraska Oak

BE Beech



WH White



LO Light Oak

GN Grey
Nebraska Oak

QS: Quick Ship | **GROUP A:** Subject to a longer lead time.

● Available
○ Not Available

COFFEE TABLES



Round Table



Square Table

Table	W x H (mm)	Code	QS	Grp A	RRP
Round Table	600 x 450	ELCORN60CBB	○	●	£364.90
Round Table	800 x 450	ELCORN80CBB	○	●	£398.63
Square Table	600 x 450	ELCOSQ60CBB	○	●	£364.90
Square Table	800 x 450	ELCOSQ80CBB	○	●	£399.00

MEETING TABLES



Round Table



Square Table

Table	W x H (mm)	Code	QS	Grp A	RRP
Round Table	600 x 720	ELMTRN60CBB	○	●	£317.18
Round Table	800 x 720	ELMTRN80CBB	○	●	£350.90
Square Table	600 x 720	ELMTSQ60CBB	○	●	£317.18
Square Table	800 x 720	ELMTSQ80CBB	○	●	£351.28

POSEUR TABLES



Round Table



Square Table

Table	W x H (mm)	Code	QS	Grp A	RRP
Round Table	600 x 1100	ELPTRN60CBB	○	●	£361.55
Square Table	600 x 1100	ELPTSQ60CBB	○	●	£361.55



COORDINATING TABLES



Features & Details

- Coordinating tables from AuraBench, DominoBeam & Ascend ranges.
- Standalone or suite with the office interior.
- Unique design aesthetics.
- 25mm worksurfaces.



QUICK SHIP

Not Available

Please Note:
DominoBeam: Silver or White Metal finish only.


Ascend: White Metal finish only.

Wood finishes are heat, stain and scratch resistant when used for their intended purposes.

Please add the metal and wood suffix to your code when ordering eg: AUSW14RSBI

GROUP A

Metal Finishes



S Silver W White B Matt Black

Wood Finishes



BI Birch MA Maple WA Walnut NN Natural Nebraska Oak



BE Beech WH White LO Light Oak GN Grey Nebraska Oak

AuraBench Features & Details

- Floating desktop design made from 25mm grade E1 melamine faced high density particle board.
- Height levelling feet.
- Stylish laser cut profile end frame made from a continuous heavy gauge steel tube for extra strength.



TABLES



W x D x H (mm)	Code	QS	Grp A	RRP
1200 x 1200 x 740mm	AUBT12BF	○	●	£957.63
1800 x 1200 x 740mm	AUBT18BF	○	●	£1121.05
2400 x 1200 x 740mm	AUBT24BF	○	●	£1741.93

Our meeting tables have the same stylish floating top and curved frame design as our AuraBench desking range.

QS: Quick Ship | **GROUP A:** Subject to a longer lead time.

● Available
○ Not Available

DominoBeam Features & Details

- Desktop design made from 25mm grade E1 melamine faced high density particle board.
- Integrated cable management.
- Height levelling feet.
- Plus 1 Option to extend the table length.

RECTANGULAR TABLE



W x D x H (mm)	Code	QS	Grp A	RRP
1800 x 800 x 725	DMBT18BF	○	●	£563.13
2400 x 800 x 725	DMBT24BF	○	●	£640.43

PLUS 1 TABLE



W x D x H (mm)	Code	QS	Grp A	RRP
1800 x 800 x 725	DMBT18BFP	○	●	POA
2400 x 800 x 725	DMBT24BFP	○	●	POA

Ascend Features & Details

- Desktop design made from 25mm grade E1 melamine faced high density particle board.
- Metal frame with 1.5mm wall thickness.
- Optional cable management and power modules. See pages 128, and 130-131.



RECTANGULAR TABLE



W x D x H (mm)	Code	QS	Grp A	RRP
1200 x 800 x 740	ASAB12AF	○	●	£471.18
1600 x 800 x 740	ASAB16AF	○	●	£565.85
1800 x 800 x 740	ASAB18AF	○	●	£598.65

BARREL TABLE



W x D x D2 x H (mm)	Code	QS	Grp A	RRP
2500 x 800 x 1000 x 740	ASAB25AF	○	●	£778.58

CHAIRS & STOOLS



HEYDON



Features & Details

- Swedish design with White or Black laminate backs.
- A wide choice of chair design and base options.
- Stackable fully upholstered coordinating stools.

Please add a **W** (White) or **B** (Black) to your product code for your desired laminate finish. In addition, please add the fabric group code to your product code when ordering. Please refer to coding table, see right. e.g: CHHE1FLWG1

W = Width, **D** = Depth, **H** = Height, **SH** = Seat Height



The fully upholstered design allows for single or mixed upholstery. For colour fabric groups refer to page 254-259.

FABRIC GROUP CODING

Single & Seat/Inner Fabric Group	Code	Mixed Fabric Group	Code
Fabric Group 1	G1	Fabric Group 1	G1M
Fabric Group 2	G2	Fabric Group 2	G2M
Fabric Group 3	G3	Fabric Group 3	G3M
Fabric Group 4	G4	Fabric Group 4	G4M

WOODEN LEGS



Dimensions: W 600mm D 570mm H 850mm SH 450mm

Heydon Chair	Laminate Back, Chair (No Arms)	Laminate Back, Armchair	Fully Upholstered, Chair (No Arms)		Fully Upholstered, Armchair	
Code	CHHE1FL	CHHE2FL	CHHE3FL		CHHE4FL	
	Seat/Inner Fabric	Seat/Inner Fabric	Single Fabric	Mixed Fabric	Single Fabric	Mixed Fabric
Fabric Group 1	POA	POA	POA	POA	POA	POA
Fabric Group 2	POA	POA	POA	POA	POA	POA
Fabric Group 3	POA	POA	POA	POA	POA	POA
Fabric Group 4	POA	POA	POA	POA	POA	POA

SKID FRAME

Features a Chrome wire skid frame.



Dimensions: W 600mm D 570mm H 850mm SH 450mm

Heydon Chair	Laminate Back, Chair (No Arms)	Laminate Back, Armchair	Fully Upholstered, Chair (No Arms)		Fully Upholstered, Armchair	
Code	CHHE1CS	CHHE2CS	CHHE3CS		CHHE4CS	
	Seat/Inner Fabric	Seat/Inner Fabric	Single Fabric	Mixed Fabric	Single Fabric	Mixed Fabric
Fabric Group 1	POA	POA	POA	POA	POA	POA
Fabric Group 2	POA	POA	POA	POA	POA	POA
Fabric Group 3	POA	POA	POA	POA	POA	POA
Fabric Group 4	POA	POA	POA	POA	POA	POA

4 STAR BASE, GAS LIFT

Features a stylish polished aluminium base, rocking tilt mechanism and gas lift.



Dimensions:

W 600mm D 600mm H 850-990mm SH 450-590mm

Heydon Chair	Laminate Back, Chair (No Arms)	Laminate Back, Armchair	Fully Upholstered, Chair (No Arms)		Fully Upholstered, Armchair	
Code	CHHE1ST	CHHE2ST	CHHE3ST		CHHE4ST	
	Seat/Inner Fabric	Seat/Inner Fabric	Single Fabric	Mixed Fabric	Single Fabric	Mixed Fabric
Fabric Group 1	POA	POA	POA	POA	POA	POA
Fabric Group 2	POA	POA	POA	POA	POA	POA
Fabric Group 3	POA	POA	POA	POA	POA	POA
Fabric Group 4	POA	POA	POA	POA	POA	POA

SPIDER LEGS

Features Chrome legs with 4 soft wheel matching chrome castors.



Dimensions:

W 600mm D 560mm H 850mm SH 460mm

Heydon Chair	Laminate Back, Chair (No Arms)	Laminate Back, Armchair	Fully Upholstered, Chair (No Arms)		Fully Upholstered, Armchair	
Code	CHHE1MO	CHHE2MO	CHHE3MO		CHHE4MO	
	Seat/Inner Fabric	Seat/Inner Fabric	Single Fabric	Mixed Fabric	Single Fabric	Mixed Fabric
Fabric Group 1	POA	POA	POA	POA	POA	POA
Fabric Group 2	POA	POA	POA	POA	POA	POA
Fabric Group 3	POA	POA	POA	POA	POA	POA
Fabric Group 4	POA	POA	POA	POA	POA	POA

STACKING STOOLS



Large Stool



Small Stool

Stool	Dimensions	Code	Fabric Group 1	Fabric Group 2	Fabric Group 3	Fabric Group 4
Large	W 580 D 570 H 450	CHHEHS	210.54	POA	POA	POA
Small	W 475 D 345 H 370	CHHELS	181.96	POA	POA	POA

BRANDON

Features & Details

- Multipurpose chair available with cantilever or 4-leg frame.
- Chrome frame.
- Stackable design (up to 5 chairs high).
- Black outer back and seat panel for durability.
- Option of black PU arms.



Choose from a range of fabrics.

For colour fabric groups refer to page 254-259.

BRANDON MEETING CHAIR

Cantilever Frame, optional black PU arms.



Fabric Group	Code	RRP
Fabric Group 1	CHBRCLG1	£370.99
Fabric Group 2	CHBRCLG2	£385.51
Fabric Group 3	CHBRCLG3	£396.79
Fabric Group 4	CHBRCLG4	£412.92

Fabric Group	Code	RRP
Fabric Group 1	CHBRCLBAG1	£435.49
Fabric Group 2	CHBRCLBAG2	£448.39
Fabric Group 3	CHBRCLBAG3	£459.68
Fabric Group 4	CHBRCLBAG4	£475.81

BRANDON MEETING CHAIR

4 Leg Frame, optional black PU arms.



Fabric Group	Code	RRP
Fabric Group 1	CHBRFLG1	£298.43
Fabric Group 2	CHBRFLG2	£311.33
Fabric Group 3	CHBRFLG3	£322.62
Fabric Group 4	CHBRFLG4	£338.74

Fabric Group	Code	RRP
Fabric Group 1	CHBRFLBAG1	£362.93
Fabric Group 2	CHBRFLBAG2	£377.44
Fabric Group 3	CHBRFLBAG3	£388.73
Fabric Group 4	CHBRFLBAG4	£404.86

ASHBY

Features & Details


- Distinctive design styling with a wide choice of leg frames available.
- Poseur height option.
- Polypropylene shell for durability and easy cleaning.
- 1 Year Guarantee.



GY Grey



GR Green



WH White



MU Mustard



TQ Turquoise

W = Width, D = Depth, H = Height, SH = Seat Height

Please add the colour suffix to your code when ordering eg: CHASACBK



ASHBY CHAIR,
LEG STYLE A

Dimensions

W 580mm D 500mm H 810mm SH 450mm

Frame: Chrome Stacking: 4

Code

RRP

CHASAC

£192.68



ASHBY CHAIR,
LEG STYLE B

Dimensions

W 560mm D 525mm H 810mm SH 450mm

Frame: Chrome Stacking: 4

Code

RRP

CHASBC

POA



ASHBY CHAIR,
LEG STYLE K

Dimensions

W 505mm D 480mm H 810mm SH 450mm

Frame: Beech or Black

Frame

Code

RRP

Beech

CHASKBE

£201.79

Black

CHASKB

POA



ASHBY CHAIR,
LEG STYLE M

Dimensions

W 510mm D 480mm H 800mm SH 450mm

Frame: Black Steel

Code

RRP

CHASMB

POA



ASHBY CHAIR,
LEG STYLE N

Dimensions

W 510mm D 480mm H 800mm SH 450mm

Frame: Chrome

Code

RRP

CHASNC

POA



ASHBY,
HIGH STOOL

Dimensions

W 590mm D 500mm H 970mm SH 760mm

Frame: Chrome Stacking: 4

Code

RRP

CHASHSC


POA

LINGWOOD

Features & Details

- A stylish collection with a grey fabric upholstered option.
- Mid and poseur height options.
- A wide choice of leg frames to suit varying interior styles.
- 1 Year Guarantee.

W = Width, **D** = Depth, **H** = Height, **SH** = Seat Height



Please add the colour suffix to your code when ordering eg: CHLIECBK

An upholstered, grey fabric option is also available.



GU Grey Fabric



Black

LINGWOOD CHAIR,
LEG STYLE K

Dimensions

W 460mm **D** 465mm **H** 835mm **SH** 450mm

Frame: Beech or Black

Frame	Code	RRP
Beech	CHLIKBE	£199.82
Black	CHLIKB	£199.82
Beech (Grey Fabric)	CHLIKBEГУ	£266.07
Black (Grey Fabric)	CHLIKBGU	£266.07



Black

LINGWOOD MEDIUM-HIGH
STOOL

Dimensions

W 470mm **D** 485mm **H** 1065mm **SH** 695mm

Frame: Beech or Black

Frame	Code	RRP
Beech	CHLIMSBE	£199.82
Black	CHLIMSB	£199.82
Beech (Grey Fabric)	CHLIMSBEGU	£266.07
Black (Grey Fabric)	CHLIMSBGU	£266.07



LINGWOOD HIGH
STOOL

Dimensions

W 510mm **D** 490mm **H** 1015mm **SH** 655mm

Frame: Chrome

Frame	Code	RRP
Chrome	CHLIHSC	£201.79
Chrome (Grey Fabric)	CHLIHSCGU	£281.96



LINGWOOD CHAIR,
LEG STYLE E

Dimensions

W 480mm **D** 495mm **H** 820mm **SH** 450mm

Frame: Chrome **Stacking:** 4

Seat	Code	RRP
Standard	CHLIEC	£201.79
Grey Fabric	CHLIECGU	£281.96



LINGWOOD CHAIR,
LEG STYLE F

Dimensions

W 510mm **D** 510mm **H** 825mm **SH** 450mm

Frame: Chrome **Stacking:** 4

Seat	Code	RRP
Standard	CHLIFC	£191.07
Grey Fabric	CHLIFCGU	£267.68



LINGWOOD CHAIR,
LEG STYLE M

Dimensions

W 510mm **D** 470mm **H** 800mm **SH** 450mm

Frame: Black Steel

Seat	Code	RRP
Standard	CHLIMB	£230.36
Grey Fabric	CHLIMBGU	£289.11



LINGWOOD CHAIR, LEG STYLE N

Dimensions

W 510mm **D** 470mm **H** 800mm **SH** 450mm

Frame: Chrome

Seat	Code	RRP
	CHLINC	£201.79
Grey Fabric	CHLINCGU	£281.96



WROXHAM

Features & Details

- Coordinating tub chairs - ideal for foyer, reception & breakout spaces.
- Polypropylene seat and back with grey upholstered option.
- 1 Year Guarantee.



GY Grey




WH White

A grey fabric upholstered option is also available.



GU Grey
Fabric

W = Width, **D** = Depth, **H** = Height, **SH** = Seat Height



Black



Beech

WROXHAM CHAIR, LEG STYLE K

Dimensions

W 580mm **D** 590mm **H** 850mm **SH** 450mm

Frame: Beech or Black

Frame	Code	RRP
Beech	CHWRKBE	£230.36
Black	CHWRKB	£228.39
Beech (Grey Fabric)	CHWRKBEGU	£366.07
Black (Grey Fabric)	CHWRKBGU	£366.07



WROXHAM CHAIR, LEG STYLE M

Dimensions

W 580mm **D** 575mm **H** 850mm **SH** 450mm

Frame: Black Steel

Frame	Code	RRP
Black	CHWRMB	£256.96
Black (Grey Fabric)	CHWRMBGU	£392.86



WROXHAM CHAIR, LEG STYLE N

Dimensions

W 580mm **D** 575mm **H** 850mm **SH** 450mm

Frame: Chrome

Frame	Code	RRP
Black	CHWRNB	£256.96
Black (Grey Fabric)	CHWRNBGU	£392.86

HOLT & CARBROOKE

Features & Details

Holt

- Practical polypropylene shell with upholstered seat pad for added comfort.
- 1 Year Guarantee.



GY Grey



WH White

Please add the colour suffix to your code when ordering eg: CHHOCLGY

Carbrooke

- Combining the practicality of polypropylene with the beauty of natural wood legs.
- Stackable (up to 4 chairs).
- 1 Year Guarantee.



BK Black



GY Grey



WH White

Please add the colour suffix to your code when ordering eg: CHWRNCGY

W = Width, D = Depth, H = Height, SH = Seat Height



Beech



HOLT CHAIR, 4 LEG

Dimensions

W 610mm D 570mm H 760mm SH 460mm

Frame: Beech Raw, Beech Clear Lacquer or Black

Frame	Code	RRP
Beech, Raw	CHHOFLR	POA
Beech, Clear Lacquer	CHHOFLBE	POA
Black	CHHOFLB	POA

HOLT, SKID FRAME

Dimensions

W 570mm D 580mm H 735mm SH 450mm

Frame: Steel Rod Chrome Plated

Code	RRP
CHHOCLC	£335.54



CARBROOKE CHAIR

Dimensions

W 430mm D 480mm H 750mm SH 450mm

Frame: Beech Stacking: 4

Code	RRP
CHCABE	POA



A modern, minimalist interior space, likely a cafe or office lounge. The room features several white rectangular tables arranged in rows. Each table is surrounded by white and teal-colored chairs with wooden legs and black metal frames. Large windows on the left side offer a view of a city street with buildings and trees. The ceiling is white with several long, thin black light fixtures hanging from it. The floor is a light gray concrete. In the foreground, a portion of a teal-colored sofa is visible.

**FEED YOUR
DREAMS**

FLEXIBLE WORKING



ACTIVE



Features & Details

- Multi functional storage and seating combined.
- Durable, rubber, braked castors.
- Position under a desk or around the office – increase storage volume within immediate reach.
- Ideal for impromptu meetings and collaboration.



CADDY SPECIFICATION

- Manufactured from 25mm grade E1 melamine-faced high density particle board.
- 65mm braked castors hard wheel black as standard. Colour options available. 50kg load per castor.
- Height designed for seating comfort and maximum flexibility.
- Easy-access sliding doors or open front units.
- Silver bar handles (on door fronts) as standard (other handle options available).
- Accommodates A4 & foolscap box files.
- Adjustable shelf.
- An optional seat cushion is available.

PEDESTAL SPECIFICATION

- Manufactured from 25mm grade E1 melamine-faced high density particle board.
- 65mm braked castors hard wheel black as standard. Colour options available. 50kg load per castor.
- Height designed for seating comfort and maximum flexibility.
- 2 or 3 drawer options.
- Silver bar handles (on drawer fronts) as standard (other handle options are available).
- Optional pen tray available.
- An optional seat cushion is available.

DELIVERY SPECIFICATION

- Caddy and Pedestal supplied assembled (shelves, castors & handles are separate). Seat cushion is secured by using adhesive pads.

QUICK SHIP

Not Available

Wood finishes are heat, stain and scratch resistant when used for their intended purposes.

Please add the wood suffix to your code when ordering eg: ASDW14AFWBI

GROUP A

Wood Finishes



BI Birch MA Maple WA Walnut NN Natural Nebraska Oak



BE Beech WH White LO Light Oak GN Natural Nebraska Oak



QS: Quick Ship | **GROUP A:** Subject to a longer lead time.

● Available
○ Not Available

ACTIVE PEDESTAL



2 Drawer

3 Drawer

Pedestal with Silver Handle	W x D x H (mm)	Code	QS	Grp A	RRP
2 Drawer	400 x 600 x 580	AVMP60D2	○	●	£295.11
3 Drawer	400 x 600 x 580	AVMP60D3	○	●	£309.54

Cushion sold separately.

ACTIVE CADDY



Caddy with Silver Handle	W x D x H (mm)	Code	QS	Grp A	RRP
With Doors	800 x 400 x 580	AVMC80SD	○	●	POA
Without Doors	800 x 400 x 580	AVMC80ND	○	●	POA

Cushion sold separately.

CUSHIONS



Pedestal Cushion

Caddy Cushion

Cushion	W x D x H (mm)	Code	Group 1	Group 2	Group 3	Group 4	Group 5+
Pedestal	400 x 600 x 30	AVMPCU60G	POA	POA	POA	POA	POA
Caddy	400 x 400 x 30	AVMCCU80G	POA	POA	POA	POA	POA

Simply add the fabric group suffix to your code when ordering.
Choose from groups **1, 2, 3, 4, and 5+** then state the colour fabric you would like.

For colour fabric groups and options please refer to pages 254-259.



STORAGE SOLUTIONS



SIGNATURE





Features & Details

- Unified range of 5 storage formats.
- Choice of widths, depths and heights.
- Signature Recycling - environmental waste collection.
- Signature Grow - a range of biophilic planters.

SPECIFICATION

- Manufactured from grade E1 melamine-faced high density particleboard, 25mm top and base; 18mm side and doors.
- Silver bar handles as standard (other handle options available see page 127).
- Polypropylene feet.
- The feet at the front of each unit have a height levelling mechanism built-in.
- Locking as standard.
- Shelves available to purchase separately (shelves provided with bookcases).
- We recommend units of 1800mm and above are fixed to a wall.

- Signature storage is available with either a white or silver base and feet. The units have a choice of wood finishes. A matching base is available upon request.

SHELVES, SLIDING & LATERAL FILING FRAMES

- Shelving matches the colour finish of the base, whilst bookcase shelving matches the unit.
- Sliding & lateral filing frames are also available in silver and white.

DELIVERY

All storage is shipped flat packed, with the exception of side filers and all filing cabinets, which are shipped assembled.




QUICK SHIP

Base & Feet



W White S Silver

Wood Finishes



BE Beech WH White LO Light Oak

Wood finishes are heat, stain and scratch resistant when used for their intended purposes.

GROUP A

Base & Feet



W White S Silver

Wood Finishes



BI Birch MA Maple WA Walnut NN Natural Nebraska Oak



BE Beech WH White LO Light Oak GN Grey Nebraska Oak

STORAGE UNITS

Please add the base and feet option and then the wood suffix to your code when ordering eg: SRCU7410**WBI**

FOR SHELVES, SLIDING & LATERAL FRAMES

Select the code for the product you require and simply add: **S** for Silver or **W** for White

QS: Quick Ship | **GROUP A:** Subject to a longer lead time.

● Available
○ Not Available



CUPBOARDS WITH STANDARD LOCK



2000mm High Shown

W x D x H (mm)	Code	QS	Grp A	RRP
800 Wide				
800 x 600 x 725	SRCU7280	○	●	£402.83
800 x 600 x 740	SRCU7480	○	●	£412.70
800 x 500 x 1000	SRCU1080	○	●	£445.98
800 x 500 x 1200	SRCU1280	○	●	£497.28
800 x 500 x 1600	SRCU1680	○	●	£610.90
800 x 500 x 1800	SRCU1880	○	●	£663.88
800 x 500 x 2000	SRCU2080	○	●	£725.65
1000 Wide				
1000 x 600 x 725	SRCU7210	○	●	£453.60
1000 x 600 x 740	SRCU7410	●	●	£463.48
1000 x 500 x 1000	SRCU1010	●	●	£543.23
1000 x 500 x 1200	SRCU1210	○	●	£565.03
1000 x 500 x 1600	SRCU1610	●	●	£704.48
1000 x 500 x 1800	SRCU1810	●	●	£765.93
1000 x 500 x 2000	SRCU2010	○	●	£818.40

Storage internals and accessories available on page 217.

CUPBOARDS WITH ESPAGNOLETTE LOCK



Espagnolette lock, a double secure system top and bottom of the door.

Soft close hinge is also included, which will catch the door before it closes to bring it to a soft and quiet stop.

W x D x H (mm)	Code	QS	Grp A	RRP
800 Wide				
800 x 600 x 725	SRCU7280E	○	●	£429.85
800 x 600 x 740	SRCU7480E	○	●	£435.08
800 x 500 x 1000	SRCU1080E	○	●	£474.68
800 x 500 x 1200	SRCU1280E	○	●	£526.53
800 x 500 x 1600	SRCU1680E	○	●	£645.08
800 x 500 x 1800	SRCU1880E	○	●	£708.00
800 x 500 x 2000	SRCU2080E	○	●	£758.30
1000 Wide				
1000 x 600 x 725	SRCU7210E	○	●	£481.88
1000 x 600 x 740	SRCU7410E	○	●	£511.70
1000 x 500 x 1000	SRCU1010E	○	●	£575.88
1000 x 500 x 1200	SRCU1210E	○	●	£598.18
1000 x 500 x 1600	SRCU1610E	○	●	£742.55
1000 x 500 x 1800	SRCU1810E	○	●	£813.98
1000 x 500 x 2000	SRCU2010E	○	●	£854.95

Storage internals and accessories available on page 217.



TAMBOUR CUPBOARDS



2000mm High Shown

W x D x H (mm)	Code	QS	Grp A	RRP
800 Wide				
800 x 600 x 725	SRTA7280	○	●	£482.48
800 x 600 x 740	SRTA7480	○	●	£492.33
800 x 500 x 1000	SRTA1080	○	●	£570.83
800 x 500 x 1200	SRTA1280	○	●	£628.18
800 x 500 x 1600	SRTA1680	○	●	£754.53
800 x 500 x 1800	SRTA1880	○	●	£824.10
800 x 500 x 2000	SRTA2080	○	●	£911.30
1000 Wide				
1000 x 600 x 725	SRTA7210	○	●	£516.38
1000 x 600 x 740	SRTA7410	●	●	£526.23
1000 x 500 x 1000	SRTA1010	●	●	£610.83
1000 x 500 x 1200	SRTA1210	○	●	£685.53
1000 x 500 x 1600	SRTA1610	●	●	£820.98
1000 x 500 x 1800	SRTA1810	●	●	£895.05
1000 x 500 x 2000	SRTA2010	○	●	£1009.73

Tambour doors come in a choice of silver or white.

Storage internals and accessories available on page 217.

BOOKCASES



2000mm High Shown

Bookcase	W x D x H (mm)	Code	QS	Grp A	RRP
800 Wide					
Desk High 1 Shelf	800 x 340 x 725	SRBC7280S1	○	●	£189.75
Desk High 1 Shelf	800 x 340 x 740	SRBC7480S1	○	●	£237.08
1 Shelf	800 x 340 x 1000	SRBC1080S1	○	●	£287.60
2 Shelves	800 x 340 x 1200	SRBC1280S2	○	●	£343.43
3 Shelves	800 x 340 x 1600	SRBC1680S3	○	●	£424.15
4 Shelves	800 x 340 x 1800	SRBC1880S4	○	●	£473.53
4 Shelves	800 x 340 x 2000	SRBC2080S4	○	●	£536.73
1000 Wide					
Desk High 1 Shelf	1000 x 340 x 725	SRBC7210S1	○	●	£229.50
Desk High 1 Shelf	1000 x 340 x 740	SRBC7410S1	●	●	£275.50
1 Shelf	1000 x 340 x 1000	SRBC1010S1	●	●	£323.68
2 Shelves	1000 x 340 x 1200	SRBC1210S2	○	●	£380.43
3 Shelves	1000 x 340 x 1600	SRBC1610S3	●	●	£472.55
4 Shelves	1000 x 340 x 1800	SRBC1810S4	●	●	£527.75
4 Shelves	1000 x 340 x 2000	SRBC2010S4	○	●	£578.88

QS: Quick Ship | **GROUP A:** Subject to a longer lead time.

● Available
○ Not Available



CREDENZA



740mm High Shown

W x D x H (mm)	Code	QS	Grp A	RRP
800 Wide				
800 x 600 x 725	SRCZ7280	○	●	£418.65
800 x 600 x 740	SRCZ7480	○	●	£424.78
800 x 500 x 1000	SRCZ1080	○	●	£540.08
800 x 500 x 1200	SRCZ1280	○	●	£590.93
1000 Wide				
1000 x 600 x 725	SRCZ7210	○	●	£483.10
1000 x 600 x 740	SRCZ7410	●	●	£560.80
1000 x 500 x 1000	SRCZ1010	●	●	£609.30
1000 x 500 x 1200	SRCZ1210	○	●	£661.08

The running track mechanism is hidden by the overhang of the top panel, with a concealed guide at the bottom. Storage internals and accessories available on page 217.

FILING CABINET



1400mm High Shown

Filing Cabinet	W x D x H (mm)	Code	QS	Grp A	RRP
2 Drawer	480 x 600 x 725	SRFC72D2	●	●	POA
2 Drawer	480 x 600 x 740	SRFC74D2	●	●	POA
3 Drawer	480 x 600 x 1070	SRFC10D3	●	●	POA
4 Drawer	480 x 600 x 1400	SRFC14D4	●	●	POA

All filing cabinets are supplied fully assembled.

SIDE FILER



725mm High Shown

W x D x H (mm)	Code	QS	Grp A	RRP
800 x 600 x 725	SRSF72D2	○	●	POA
800 x 600 x 740	SRSF74D2	●	●	POA

Storage accessories available on page 217.

Both drawers feature sliding filing frames as standard.

QS: Quick Ship | **GROUP A:** Subject to a longer lead time.

● Available
○ Not Available




STORAGE INTERNALS & ACCESSORIES



Single Shelf



Sliding Filing Frame



Lateral Filing Frame

Cupboards & Credenza	800mm	1000mm	QS	Grp A	RRP
Single Shelf for Desk High Cupboards & Credenza	SRCU806SH1	SRCU106SH1	●	●	£57.48
Single Shelf for Cupboards & Credenza	SRCU805SH1	SRCU105SH1	●	●	£40.68
Sliding Filing Frame for Cupboards	SRCU80SFF	SRCU10SFF	●	●	£252.03
Lateral Filing Frame for Cupboards	SRCU80LFF	SRCU10LFF	●	●	£58.53

Tambours	800mm	1000mm	QS	Grp A	RRP
Single Shelf for Desk High Tambours	SRTA806SH1	SRTA106SH1	●	●	£50.38
Single Shelf for Tambours	SRTA805SH1	SRTA105SH1	●	●	£35.18
Sliding Filing Frame for Tambours	SRTA80SFF	SRTA10SFF	●	●	£224.28
Lateral Filing Frame for Tambours	SRTA80LFF	SRTA10LFF	●	●	£62.50

Shelves, Sliding and Lateral Frames are available in silver or white to complement the stylish panel base and feet. Simply add the colour suffix to your code when ordering: **S** Silver **W** White

HANDLES

We also offer a range of handles to customise the range further.



Bow Handle option on 3 drawer pedestal.



Bow Handles



Mosaic Handles



Matrix Handles




Oval Handles



Bar Handles (as standard)

Handles	Description	Colour	Code	QS	Grp A	RRP
Bow Handles	Pack of 10	Silver	ACBOW	●	●	POA
Mosaic Handles	Pack of 10	Silver	ACMOSAIC	●	●	POA
Matrix Handles	Pack of 10	Silver	ACMATRIX	●	●	POA
Oval Handles	Pack of 10	Silver	ACOVAL	●	●	POA



STORAGE SHELF SPACING

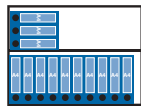
SIGNATURE 800MM WIDE

Illustrations show 800mm wide, holding 10 box files per shelf.
Please note, for Tambour cupboards 800mm wide, unit holds 8 per shelf.

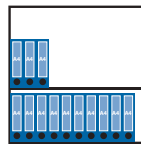
A4 BOX FILES



(340mm high)



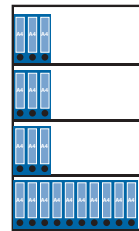
725 / 740mm High



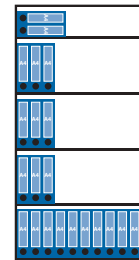
1000mm High



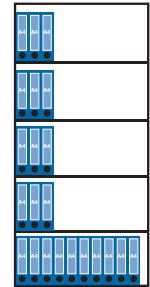
1200mm High



1600mm High



1800mm High

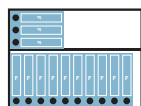


2000mm High

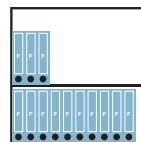
FOOLSCAP BOX FILES



(370mm high)



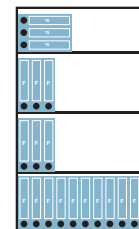
725 / 740mm High



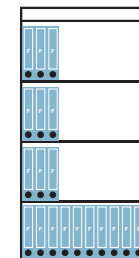
1000mm High



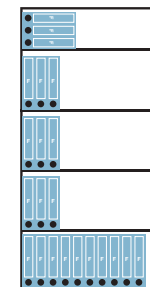
1200mm High



1600mm High

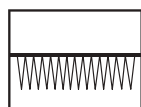



1800mm High

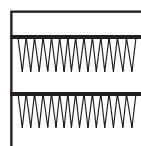


2000mm High

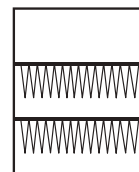
LATERAL FILING FRAMES



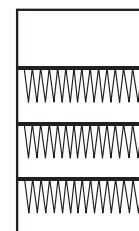
725 / 740mm High



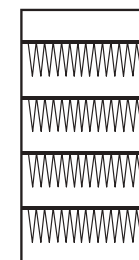
1000mm High



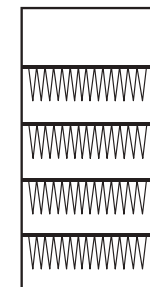
1200mm High



1600mm High

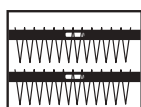
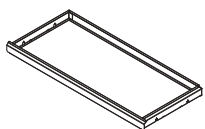


1800mm High

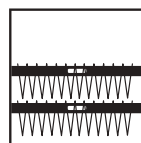


2000mm High

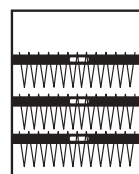
SLIDING FILING FRAMES



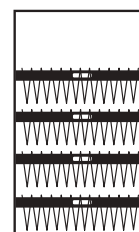
725 / 740mm High



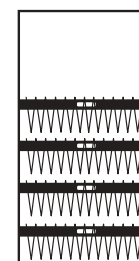
1000mm High



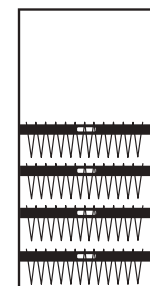
1200mm High



1600mm High



1800mm High



2000mm High

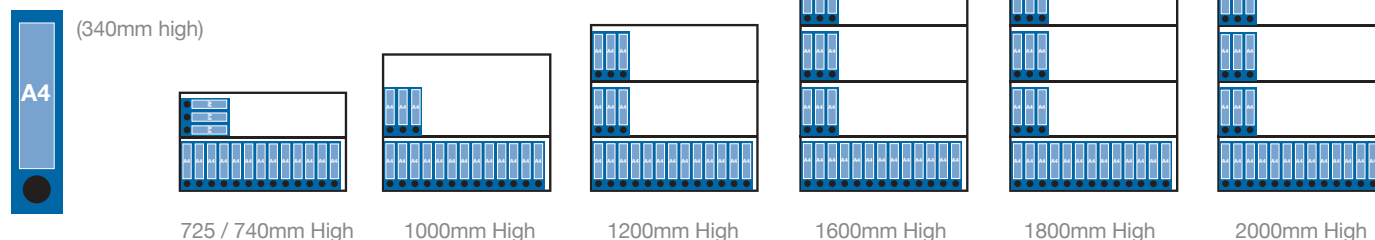
Not all products include internal fitting as standard. Please refer to individual product codes.
Box files assumed to be 70mm wide. Box file sizes are estimate and different brands may vary.

SIGNATURE 1000MM WIDE

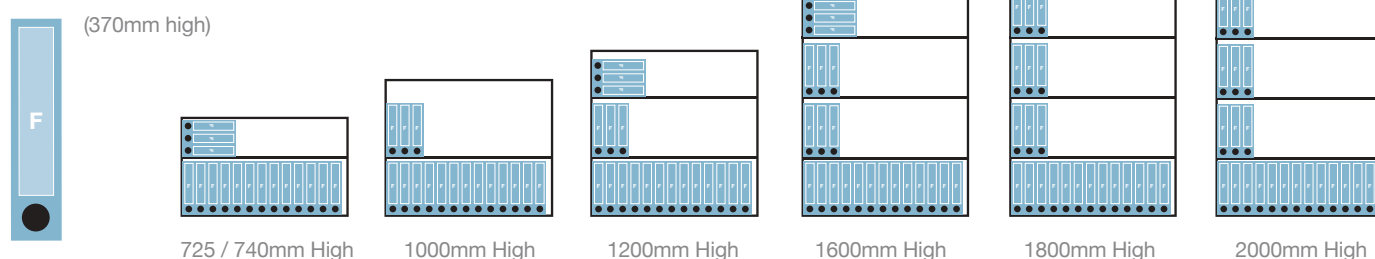
Illustrations show 1000mm wide units hold 13 box files per shelf.

Please note, for Tambour cupboards 1000mm wide, unit holds 10 box files per shelf.

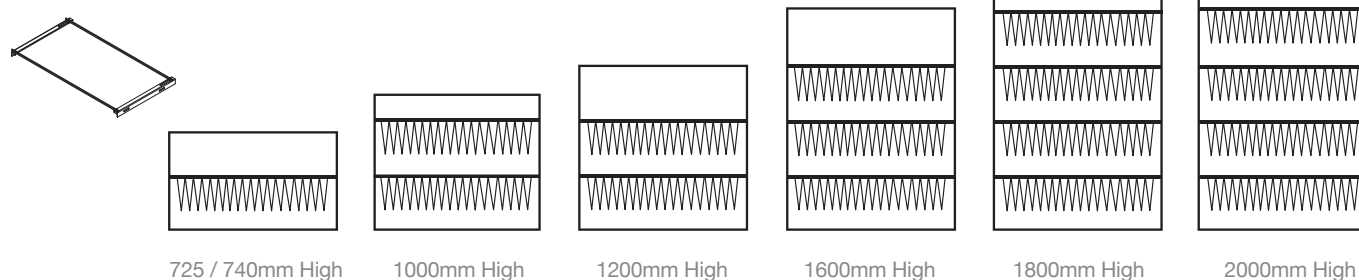
A4 BOX FILES



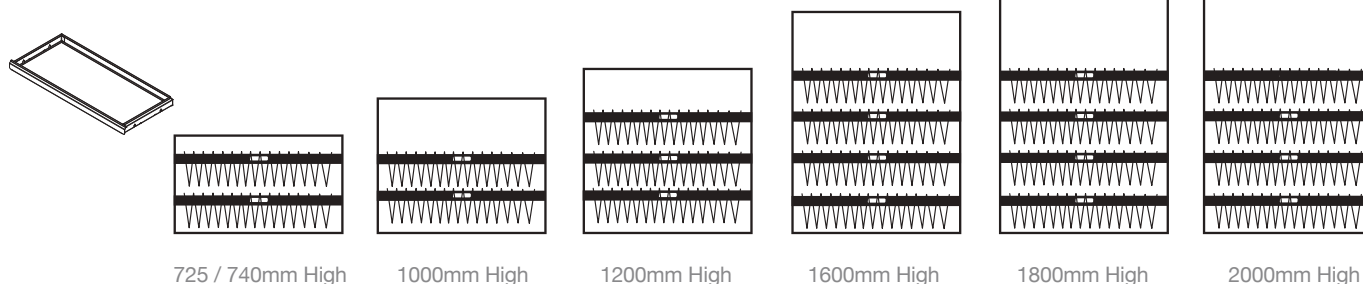
FOOLSCAP BOX FILES



LATERAL FILING FRAMES



SLIDING FILING FRAMES



Not all products include internal fitting as standard. Please refer to individual product codes.
Box files assumed to be 70mm wide. Box file sizes are estimate and different brands may vary.

SIGNATURE RECYCLING

Features & Details

- Integrated solutions within the Signature range.
- Helps encourage environmental waste recycling within the workplace.
- Available with a choice of waste collection options or suitable for customer's own system.

SPECIFICATION

- Manufactured to the same specification as the Signature range.
- 2 hinged door opening.
- Silver bar handles as standard (other handle options are available).
- Two, or three waste apertures (lined with metal rim).



QUICK SHIP

Not Available

RECYCLING UNITS

Please add the base and feet option followed by the wood suffix to your code when ordering eg: **SRRC80WBI**

Wood finishes are heat, stain and scratch resistant when used for their intended purposes.

GROUP A

Base & Feet



W White

S Silver

Wood Finishes



BI Birch

MA Maple

WA Walnut

NN Natural
Nebraska Oak



BE Beech

WH White

LO Light Oak

GN Grey
Nebraska Oak

QS: Quick Ship | **GROUP A:** Subject to a longer lead time.

- Available
- Not Available

DOUBLE RECYCLING UNIT



Recycling Unit / Upstand	W x D x H (mm)	Code	QS	Grp A	RRP
Double Recycling Unit	800 x 500 x 1000	SRRC1080	○	●	£498.08
Upstand	750 x 25 x 120	SRRC80UP1	○	●	£20.53

Includes metal, powder coated rim for each aperture.

Internal fittings are available as optional extras, please speak to our Customer Services team.

QS: Quick Ship | **GROUP A:** Subject to a longer lead time.

- Available
- Not Available

TRIPLE
 RECYCLING UNIT



Recycling Unit / Upstand	W x D x H (mm)	Code	QS	Grp A	RRP
Triple Recycling Unit	1000 x 500 x 1000	SRRC1010	○	●	£599.30
Upstand	950 x 25 x 120	SRRC10UP1	○	●	£24.68

Includes metal, powder coated rim for each aperture.

Internal fittings are available as optional extras, please speak to our Customer Services team.



SIGNATURE GROW

Features & Details

- Integrated planters for the proven benefits of biophilia in the workplace.
- Standard Unit is not lined. Liner options available upon request.
- Custom design solutions available.
- Ideal for preventing files and 'clutter' on top of storage units.

SPECIFICATION

- Designed for use with the Signature storage range.
- Manufactured from 18mm grade E1 malamine faced high density particle board.
- Suitable for two door cupboards 800mm or 1000mm wide.



QUICK SHIP

Not Available

GROW UNITS

Please add the base and feet option followed by the wood suffix to your code when ordering eg: SRGR805WBI

Wood finishes are heat, stain and scratch resistant when used for their intended purposes.

Standard planters are not lined and only suitable for 'faux' plants. Details of options for suitable liners are available from our Bespoke department.

GROUP A

Base & Feet



W White

S Silver

Wood Finishes



BI Birch

MA Maple

WA Walnut

NN Natural
Nebraska Oak



BE Beech

WH White

LO Light Oak

GN Grey
Nebraska Oak

QS: Quick Ship | **GROUP A:** Subject to a longer lead time.

- Available
- Not Available

GROW UNIT



Price for Grow unit only. An existing Signature Cupboard top is removed and replaced with the Grow unit (fittings supplied).

Grow Unit	W x D x H (mm)	Code	QS	Grp A	RRP
800 Wide					
	800 x 500 x 175	SRGR805	○	●	POA
	800 x 600 x 175	SRGR806	○	●	POA
1000 Wide					
	1000 x 500 x 175	SRGR105	○	●	POA
	1000 x 600 x 175	SRGR106	○	●	POA








Features & Details


- Modular storage and display system.
- Wide choice of finishes, heights & door options.
- Ideal for desk side storage or larger configurations.



2141mm
4 Shelf



1725mm
3 Shelf



1309mm
2 Shelf



893mm
1 Shelf



725mm
1 Shelf
Desk High

UNIT SPECIFICATION (1 – 4 SHELVES)

- 25mm unit tops made from grade E1 melamine faced high density particle board.
- 18mm side and back panels.
- Units are suitable for box files.
- 25mm shelves.
- All units are supplied with the number of shelves illustrated, and plastic levelling wedges.
- Fixed or removable shelves.
- Locking shelf fixings provide extra rigidity and prevent outward bowing of the base units.

DESK HIGH UNITS

- 18mm side and back panels.
- 18mm shelves to accommodate A4 folders.
- Adjustable levelling feet are supplied.
- Units are not suitable for box files.
- Silver effect bow handles.

WOOD EFFECT DOORS

- 18mm doors made from grade E1 melamine faced high density particle board.
- Silver effect bow handles.
- Doors are lockable (excluding glass doors).
- Soft closing hinges are available.

GLASS DOORS

- Doors are made from toughened glass to comply with the safety standard BS6206A.
- Silver effect bow handles.
- Frosted or Clear glass.
- Soft closing hinges are available.

NB: Where full length doors are not specified, a fixed shelf is required for positioning below upper doors and above lower doors. The fixed shelves are required to provide an attachment for the latch.



QUICK SHIP


Wood Finishes



BI Birch

MA Maple

WA Walnut



BE Beech

WH White

LO Light Oak

GROUP A

Wood Finishes



NN Natural

GN Grey

Nebraska Oak Nebraska Oak

Please add the wood suffix to your code when ordering eg:
IFBU89S1BI

Wood finishes are heat, stain and scratch resistant when used for their intended purposes.

QS: Quick Ship | **GROUP A:** Subject to a longer lead time.

● Available
○ Not Available



INDIVIDUAL ITEMS

Infinity has been designed as a versatile, modular storage range.

To create your own design combination, simply choose your base unit, followed by a selection of door options. Additional shelves and soft close hinges are also available.



BOOKCASES (BASE UNIT)



Bookcase	W x D x H (mm)	Code	QS	Grp A	RRP
Desk High, 1 Shelf	800 x 350 x 725	IFBU72DH	●	●	£209.05
1 Shelf	800 x 330 x 893	IFBU89S1	●	●	£243.78
2 Shelves	800 x 330 x 1309	IFBU13S2	●	●	£345.80
3 Shelves	800 x 330 x 1725	IFBU17S3	●	●	£446.15
4 Shelves	800 x 330 x 2141	IFBU21S4	●	●	£541.18

All units are supplied with the number of shelves illustrated.

4 shelf units must be secured to the wall.

WOOD EFFECT DOORS



Lower Doors – Desk High, 1, 2, 3 and 4 Shelves

Upper Doors – 1 and 2 Shelves

Wood Effect Doors	W x H (mm) Per door	Code	QS	Grp A	RRP (Per Pair)
1 Shelf, Desk High Door	395 x 663	IFLD66DH	●	●	£90.75
1 Shelf, Upper Door	395 x 828	IFUD82S1	●	●	£103.88
1 Shelf, Lower Door	395 x 828	IFLD82S1	●	●	£103.45
2 Shelves, Upper Door	395 x 1244	IFUD12S2	●	●	£139.65
2 Shelves, Lower Door	395 x 1244	IFLD12S2	●	●	£139.58
3 Shelves, Lower Door	395 x 1660	IFLD16S3	●	●	£176.00
4 Shelves, Lower Door	395 x 2076	IFLD20S4	●	●	£210.85



Clear Glass – 1 and 2 Shelves



Opaque Glass – 1 and 2 Shelves

GLASS DOORS

Glass Doors	W x H (mm) Per door	Code	QS	Grp A	RRP (Per Pair)
1 Shelf, Clear Glass	395 x 828	IFGD82S1CL	●	●	£222.18
1 Shelf, Opaque Glass	395 x 828	IFGD82S1OP	●	●	£259.75
2 Shelves, Clear Glass	395 x 1244	IFGD12S2CL	●	●	£221.83
2 Shelves, Opaque Glass	395 x 1244	IFGD12S2OP	●	●	£318.38

SHELVES

Shelves	W x H x D (mm)	Description	Code	QS	Grp A	RRP
1 Shelf	762 x 306 x 18	For desk high unit	IFDH18SH1	●	●	£30.33
1 Shelf	762 x 306 x 25	For all units (except Desk High)	IFAC25SH1	●	●	£39.10
Fixed Shelf	762 x 306 x 25	Required for positioning below upper door and above lower doors where full length doors are not used.	IFAC25FX	●	●	£40.60

Where full length doors are not specified, a fixed shelf is required for positioning below upper doors and above lower doors. The fixed shelves are required to provide an attachment for the latch.

SOFT CLOSE HINGES

Description	Code	QS	Grp A	RRP
Two Pair Pack	IFHINGE2	●	●	£8.60
Three Pair Pack	IFHINGE3	●	●	£12.65



Bow Handles
(as Standard)



Mosaic Handles



Matrix Handles



Oval Handles



Bar Handles

HANDLES

Handles	Description	Colour	Code	QS	Grp A	RRP
Bow Handles	Pack of 10	Silver	ACBOWS	●	●	POA
Mosaic Handles	Pack of 10	Silver	ACMOSAICS	●	●	POA
Matrix Handles	Pack of 10	Silver	ACMATRIXS	●	●	POA
Oval Handles	Pack of 10	Silver	ACOVALS	●	●	POA

QS: Quick Ship | **GROUP A:** Subject to a longer lead time.

● Available
○ Not Available



INFINITY COMBINATION UNITS

Infinity is available in a variety of ready-made combinations.

DESK HIGH UNITS



Bookcase



Combination 1

Combination	W x D x H (mm)	Description	Code	QS	Grp A	RRP
Bookcase	800 x 350 x 725	1 shelf	IFBU72DH	●	●	£209.05
1	800 x 350 x 725	1 shelf desk high with full wooden doors	IFC172DH	●	●	£299.78

1 SHELF UNITS



Bookcase



Combination 1

Combination	W x D x H (mm)	Description	Code	QS	Grp A	RRP
Bookcase	800 x 330 x 893	1 shelf	IFBU89S1	●	●	£243.78
1	800 x 330 x 893	1 shelf with full wooden doors	IFC189S1	●	●	£347.20

2 SHELF UNITS



Bookcase



Combination 1



Combination 2

Combination	W x D x H (mm)	Description	Code	QS	Grp A	RRP
Bookcase	800 x 330 x 1309	2 shelves	IFBU13S2	●	●	£345.80
1	800 x 330 x 1309	2 shelves, 1 shelf behind wooden doors	IFC113S2	●	●	£489.85
2	800 x 330 x 1309	2 shelves full wooden doors	IFC213S2	●	●	£485.40

3 SHELF UNITS



Bookcase



Combination 1



Combination 2



Combination 3



Combination 4



Combination 5



Combination 6

Combination	W x D x H (mm)	Description	Code	QS	Grp A	RRP
Bookcase	800 x 330 x 1725	3 shelves	IFBU17S3	●	●	£446.15
1	800 x 330 x 1725	3 shelves, 1 shelf behind wooden doors	IFC117S3	●	●	£590.20
2	800 x 330 x 1725	3 shelves, 2 shelves behind wooden doors	IFC217S3	●	●	£626.35
3	800 x 330 x 1725	3 shelves with full wooden doors	IFC317S3	●	●	£622.15
4	800 x 330 x 1725	3 shelves, 1 shelf behind wooden doors & 2 behind clear glass doors	IFC1117S3	●	●	£812.38
5	800 x 330 x 1725	3 shelves, 1 shelf behind wooden doors & 2 behind opaque glass doors	IFC1217S3	●	●	£849.98
6	800 x 330 x 1725	3 shelves, 1 shelf behind wooden doors & 2 behind wooden doors	IFC1617S3	●	●	£694.10

4 SHELF UNITS

4 shelf units must be secured to the wall.



Bookcase



Combination 1



Combination 2



Combination 3



Combination 4



Combination 5



Combination 6



Combination 7



Combination 8



Combination 9



Combination 10



Combination 11



Combination 12



Combination 13

Combination	W x D x H (mm)	Description	Code	QS	Grp A	RRP
Bookcase	800 x 330 x 2141	4 shelves	IFBU21S4	●	●	£541.18
1	800 x 330 x 2141	4 shelves, 1 shelf behind wooden doors	IFC121S4	●	●	£685.23
2	800 x 330 x 2141	4 shelves, 2 shelves behind wooden doors	IFC221S4	●	●	£721.38
3	800 x 330 x 2141	4 shelves, 3 shelves behind wooden doors	IFC321S4	●	●	£757.78
4	800 x 330 x 2141	4 shelves with full wooden doors	IFC421S4	●	●	£752.00
5	800 x 330 x 2141	4 shelves, 1 shelf behind lower doors & 2 behind upper doors	IFC1321S4	●	●	£829.25
6	800 x 330 x 2141	4 shelves, 1 shelf behind wooden doors & 2 shelves behind clear glass doors	IFC1421S4	●	●	£948.00
7	800 x 330 x 2141	4 shelves, 1 shelf behind wooden doors & 3 shelves behind clear glass doors	IFC1521S4	●	●	£907.05
8	800 x 330 x 2141	4 shelves, 1 shelf behind wooden doors & 2 shelves behind opaque glass doors	IFC1621S4	●	●	£985.58
9	800 x 330 x 2141	4 shelves, 1 shelf behind wooden doors & 3 behind opaque glass doors	IFC1721S4	●	●	£1003.58
10	800 x 330 x 2141	4 shelves, 1 behind lower wooden doors & 3 behind upper wooden doors	IFC1921S4	●	●	£824.90
11	800 x 330 x 2141	4 shelves, 2 behind lower wooden doors & 2 behind clear glass doors	IFC2021S4	●	●	£943.55
12	800 x 330 x 2141	4 shelves, 2 behind wooden doors & 2 behind opaque glass doors	IFC2121S4	●	●	£981.10
13	800 x 330 x 2141	4 shelves, 2 behind lower wooden doors & 2 behind upper wooden doors	IFC2221S4	●	●	£825.25



LIBERTY LOCKERS



Features & Details

- Robust, secure construction.
- Choice of finishes and locking options.
- Custom design service available.
- 3 unit heights in 3, 6 or 9 door configurations.
- 25mm top and base.
- Locking as standard supplied with 2 keys or an optional electronic keypad available.

SPECIFICATION

- Manufactured from grade E1 melamine-faced high density particleboard.
- 25mm top and base.
- 18mm side and doors.
- Locking as standard supplied with 2 keys.
- Polypropylene feet.
- Built-in height levelling mechanism.
- Electronic keypad, RFID and Combi lock options available upon request.

DELIVERY

- All Liberty lockers are shipped assembled.



QUICK SHIP

Not Available

Please add the wood suffix to your code when ordering eg: LYLO80S2**MA**

Wood finishes are heat, stain and scratch resistant when used for their intended purposes.

GROUP A

Wood Finishes



BI Birch



MA Maple




WA Walnut



NN Natural Nebraska Oak



BE Beech



WH White



LO Light Oak



GN Grey Nebraska Oak

QS: Quick Ship | **GROUP A:** Subject to a longer lead time.

● Available
○ Not Available

SINGLE COLUMN



W x D x H (mm)		Code	QS	Grp A	RRP
400 x 500 x 840	2 Door	LYLO40S2	○	●	£252.20
400 x 500 x 1220	3 Door	LYLO40S3	○	●	£348.25
400 x 500 x 1600	4 Door	LYLO40S4	○	●	£446.78

DOUBLE COLUMN



W x D x H (mm)		Code	QS	Grp A	RRP
800 x 500 x 840	4 Door	LYLO80D4	○	●	£447.38
800 x 500 x 1220	6 Door	LYLO80D6	○	●	£622.63
800 x 500 x 1600	8 Door	LYLO80D8	○	●	£800.55

TRIPLE COLUMN



W x D x H (mm)		Code	QS	Grp A	RRP
1200 x 500 x 840	6 Door	LYLO12T6	○	●	£645.23
1200 x 500 x 1220	9 Door	LYLO12T9	○	●	£898.40
1200 x 500 x 1600	12 Door	LYLO12T12	○	●	£1154.60



PIGEONHOLES



Features & Details

- Tidy, versatile storage.
- Durable and sturdy.
- Alternative configurations and a custom design service are available.

SPECIFICATION

- Manufactured from grade E1 melamine faced high density particleboard.
- 25mm top and base.
- 18mm sides, shelves and doors.
- Polypropylene feet.
- The feet at the front of each unit have an in-built height levelling mechanism.
- All Pigeonhole compartment sizes will fit A4 files.

DELIVERY

All Pigeonhole units are shipped assembled.

QUICK SHIP


Not Available

Please add the wood suffix to your code when ordering eg: PH20**MA**

Wood finishes are heat, stain and scratch resistant when used for their intended purposes.

GROUP A

Wood Finishes



1200 Wide



1000 Wide



800 Wide



538 Wide

PIGEONHOLE UNITS

Compartment sizes:
230 x 363 x 120mm high

W x D x H (mm)	Code	QS	Grp A	RRP
538 x 400 x 1900	PH20	○	●	£POA
786 x 400 x 1900	PH30	○	●	£POA
1034 x 400 x 1900	PH40	○	●	£POA
1285 x 400 x 1900	PH50	○	●	£POA

SOFT SEATING



MOUNT



Features & Details

- Colour layering feature available on all configurations.
- Coordinated range for general office, breakout and reception spaces.
- Modular design allows complete flexibility.
- High back sofas and media booths for acoustic management in open plan areas.
- Choose from a range of fabrics – see pages 254-259.
- Solid wood frame construction.
- Polished chrome corner feet.
- 5 year guarantee.

Please contact our Customer Service Team for any alternative fabric choices (including leather).



MOUNT, SMALL SEAT UNIT



W = Width, D = Depth, H = Height, SH = Seat Height

Dimensions:	Fabric Group	Code	RRP
W 900mm	1	SEMOSSUA	POA
D 700mm	2	SEMOSSUB	POA
H 850mm	3	SEMOSSUC	POA
SH 460mm	4	SEMOSSUD	POA

MOUNT, LARGE SEAT UNIT



Dimensions:	Fabric Group	Code	RRP
W 1580mm	1	SEMOLSUA	POA
D 700mm	2	SEMOLSUB	POA
H 850mm	3	SEMOLSUC	POA
SH 460mm	4	SEMOLSUD	POA

MOUNT, 45° SEAT UNIT



Dimensions:	Fabric Group	Code	RRP
W 1085mm	1	SEMO45A	POA
D 700mm	2	SEMO45B	POA
H 850mm	3	SEMO45C	POA
SH 460mm	4	SEMO45D	POA

MOUNT, SMALL STOOL



W = Width, D = Depth, H = Height, SH = Seat Height

Dimensions:	Fabric Group	Code	RRP
W 900mm	1	SEMOSSA	POA
D 700mm	2	SEMOSSB	POA
H 460mm	3	SEMOSSC	POA
	4	SEMOSSD	POA

MOUNT, LARGE STOOL



Dimensions:	Fabric Group	Code	RRP
W 1580mm	1	SEMOLSA	POA
D 700mm	2	SEMOLSB	POA
H 460mm	3	SEMOLSC	POA
	4	SEMOLSD	POA

MOUNT, SINGLE CHAIR



Dimensions:	Fabric Group	Code	RRP
W 900mm	1	SEMOCHA	POA
D 700mm	2	SEMOCHB	POA
H 850mm	3	SEMOCHC	POA
SH 460mm	4	SEMOCHD	POA

MOUNT, TWO SEATER SOFA



Dimensions:	Fabric Group	Code	RRP
W 1580mm	1	SEMOSOA	POA
D 700mm	2	SEMOSOB	POA
H 850mm	3	SEMOSOC	POA
SH 460mm	4	SEMOSOD	POA

MOUNT, SINGLE SEAT BOOTH



Dimensions:	Fabric Group	Code	RRP
W 1580mm	1	SEMOSOA	POA
D 700mm	2	SEMOSOB	POA
H 850mm	3	SEMOSOC	POA
SH 460mm	4	SEMOSOD	POA

MOUNT, TWO SEATER BOOTH



W = Width, **D** = Depth, **H** = Height, **SH** = Seat Height

Dimensions:	Fabric Group	Code	RRP
W 1580mm	1	SEMODBA	POA
D 700mm	2	SEMODBB	POA
H 1630mm	3	SEMODBC	POA
SH 460mm	4	SEMODBD	POA

MEDIA BOOTH



Dimensions:	Fabric Group	Code	RRP
W 2300mm	1	SEMOMBA	POA
D 1580mm	2	SEMOMBB	POA
H 1630mm	3	SEMOMBC	POA
SH 460mm	4	SEMOMBD	POA

TV Screen is shown for illustrative purposes only. Power Module and Booth Table can be purchased separately.

OPTIONAL EXTRAS

Electronic devices can be connected, powered and recharged with a power module.

Add a table to your media booth with chrome leg and a choice of wood top finishes.

POWER MODULE



Colour	Code	RRP
Black, White, Grey	ACPMOD	POA

Simply add the colour suffix to your code when ordering. **B** Black, **W** White, **G** Grey

BOOTH TABLE



Dimensions:	Code	RRP
1100mm x 680mm x 400mm	ACTABS	POA

The Media Booth Table has a chrome leg with a choice of wood top finishes. BE Beech, LO Light Oak, MA Maple, BI Birch, WH White, and WA Walnut. When ordering please add the wood suffix to your code eg ACTABSBI





AMITY

Features & Details

- Acoustic properties for open plan working.
- Ideal for quiet spaces and informal meeting areas.
- Coordinated colour matching feature available on all configurations.
- Solid wood frame construction.
- Polished chrome corner feet.
- Choose from a range of fabrics – see pages 254-259.
- 5 year guarantee.

Please contact our Customer Service Team for any alternative fabric choices (including leather).



AMITY, TALL SINGLE SEAT BOOTH



W = Width, **D** = Depth, **H** = Height, **SH** = Seat Height

Dimensions:	Fabric Group	Code	RRP
W 810mm	1	SEAMTB1A	POA
D 760mm	2	SEAMTB1B	POA
H 1490mm	3	SEAMTB1C	POA
SH 440mm	4	SEAMTB1D	POA

AMITY, TALL TWO SEATER BOOTH



Dimensions:	Fabric Group	Code	RRP
W 1360mm	1	SEAMTB2A	POA
D 760mm	2	SEAMTB2B	POA
H 1490mm	3	SEAMTB2C	POA
SH 440mm	4	SEAMTB2D	POA

AMITY, LOW TWO SEATER BOOTH



W = Width, **D** = Depth, **H** = Height, **SH** = Seat Height

Dimensions:	Fabric Group	Code	RRP
W 1360mm	1	SEAMLBA	POA
D 760mm	2	SEAMLBB	POA
H 1145mm	3	SEAMLBC	POA
SH 440mm	4	SEAMLBD	POA

AMITY, MEDIA BOOTH



Dimensions:	Fabric Group	Code	RRP
W 2520mm	1	SEAMMBA	POA
D 1360mm	2	SEAMMBB	POA
H 1490mm	3	SEAMMBC	POA
SH 440mm	4	SEAMMBD	POA

TV Screen is shown for illustrative purposes only. Power Module and Booth Table can be purchased separately.

OPTIONAL EXTRAS

Electronic devices can be connected, powered and recharged with a power module.

Add a table to your media booth with chrome leg and a choice of wood top finishes.

POWER MODULE



Colour	Code	RRP
Black, White, Grey	ACPMOD	POA

Simply add the colour suffix to your code when ordering: **B** Black, **W** White, **G** Grey.

BOOTH TABLE



Dimensions:	Code	RRP
1100mm x 680mm x 400mm	ACTABS	POA

The Media Booth Table has a chrome leg with a choice of wood top finishes. BE Beech, LO Light Oak, MA Maple, BI Birch, WH White, WA Walnut, NN Natural Nebraska Oak, and GN Grey Nebraska Oak. When ordering please add the wood suffix to your code. eg ACTABSBI

RAPID



Features & Details

- Modular solution for breakout and reception spaces.
- Robust construction for high traffic areas.
- Coordinated colour matching feature available on all configurations.
- Solid wood frame construction.
- Polished chrome corner feet.
- Choose from a range of fabrics – see pages 254-259.
- 5 year guarantee.

Please contact our Customer Service Team for any alternative fabric choices (including leather).



RAPID, SMALL SEAT UNIT

W = Width, D = Depth, H = Height, SH = Seat Height

Dimensions:	Fabric Group	Code	RRP
W 600mm	1	SERPSSUA	POA
D 650mm	2	SERPSSUB	POA
H 800mm	3	SERPSSUC	POA
SH 410mm	4	SERPSSUD	POA



RAPID, LARGE SEAT UNIT

Dimensions:	Fabric Group	Code	RRP
W 1200mm	1	SERPLSUA	POA
D 650mm	2	SERPLSUB	POA
H 800mm	3	SERPLSUC	POA
SH 410mm	4	SERPLSUD	POA



RAPID, 45° SEAT UNIT

Dimensions:	Fabric Group	Code	RRP
W 950mm	1	SERP45A	POA
D 650mm	2	SERP45B	POA
H 800mm	3	SERP45C	POA
SH 410mm	4	SERP45D	POA



W = Width, **D** = Depth, **H** = Height, **SH** = Seat Height

RAPID, SINGLE CHAIR



Dimensions:	Fabric Group	Code	RRP
W 700mm	1	SERPCHA	POA
D 650mm	2	SERPCHB	POA
H 800mm	3	SERPCHC	POA
SH 410mm	4	SERPCHD	POA

RAPID, TWO SEATER SOFA



Dimensions:	Fabric Group	Code	RRP
W 1300mm	1	SERPSOA	POA
D 650mm	2	SERPSOB	POA
H 800mm	3	SERPSOC	POA
SH 410mm	4	SERPSOD	POA



DUAL

Features & Details

- Creative, adaptable seating for breakout and reception spaces.
- Coordinated colour matching feature available on all configurations.
- Solid wood frame construction.
- Hardwood feet in birch or walnut.
- Choose from a range of fabrics – see pages 254-259.
- 5 year guarantee.

Please contact our Customer Service Team for any alternative fabric choices (including leather).

When ordering please add the wooden feet suffix of **BI** for birch or **WA** for walnut to your code. eg SEDUSCGBI



DUAL, LARGE SEAT UNIT



W = Width, **D** = Depth, **H** = Height, **SH** = Seat Height

Dimensions:	Fabric Group	Code	NM!
W 1100mm	1	SEDULSUA	POA
D 650mm	2	SEDULSUB	POA
H 790mm	3	SEDULSUC	POA
SH 460mm	4	SEDULSUD	POA

DUAL, SEMI CIRCLE UNIT



Dimensions:	Fabric Group	Code	RRP
W 1300mm	1	SEDUSCA	POA
D 600mm	2	SEDUSCB	POA
H 460mm	3	SEDUSCC	POA
	4	SEDUSCD	POA

Features & Details

- Versatile seating for impromptu meetings.
- Pull up and sit down.
- Coordinates with our other soft seating ranges.
- Double Bite cut out stool can link to multiple circular stools.
- Choose from a range of fabrics – see pages 254-259.
- 5 year guarantee.

Please contact our Customer Service Team for any alternative fabric choices (including leather).



CUBE STOOL



Dimensions:	Fabric Group	Code	RRP
Square 450mm	1	SECUBESTOOLA	POA
Height 460mm	2	SECUBESTOOLB	POA
	3	SECUBESTOOLC	POA
	4	SECUBESTOOLD	POA

CIRCULAR STOOL



Dimensions:	Fabric Group	Code	RRP
Circular 450mm	1	SECIRCSTOOLA	POA
Height 460mm	2	SECIRCSTOOLB	POA
	3	SECIRCSTOOLC	POA
	4	SECIRCSTOOLD	POA

DOUBLE BITE STOOL



Dimensions:	Fabric Group	Code	RRP
Circular 450mm	1	SEBITESTOOLA	POA
Height 460mm	2	SEBITESTOOLB	POA
	3	SEBITESTOOLC	POA
	4	SEBITESTOOLD	POA

HEYDON STOOLS (STACKABLE)

W = Width, D = Depth, H = Height



Large Stool



Small Stool

Stool	Dimensions	Code	Fabric Group 1	Fabric Group 2	Fabric Group 3	Fabric Group 4
Large	W 580 D 570 H 450	CHHEHS	POA	POA	POA	POA
Small	W 475 D 345 H 370	CHHELS	POA	POA	POA	POA



AZUR

Features & Details

- Completely square profile, allowing furniture to sit perfectly aligned.
- Coordinated colour matching feature available on all seating configurations.
- Solid wood frame construction.
- Polished chrome 'O' leg.
- A choice of fabric or leather upholstery.
- Choose from a range of fabrics – see pages 254-259.
- 5 year guarantee.

Please contact our Customer Service Team for any alternative fabric choices (including leather).



AZUR, SINGLE ARMCHAIR



W = Width, **D** = Depth, **H** = Height, **SH** = Seat Height

Dimensions:	Fabric Group	Code	RRP
W 920mm	1	SEAZCHA	POA
D 830mm	2	SEAZCHB	POA
H 830mm	3	SEAZCHC	POA
SH 450mm	4	SEAZCHD	POA

AZUR, TWO SEATER SOFA



Dimensions:	Fabric Group	Code	RRP
W 1750mm	1	SEAZSOA	POA
D 830mm	2	SEAZSOB	POA
H 830mm	3	SEAZSOC	POA
SH 450mm	4	SEAZSOD	POA

AZUR, BASE STOOL SMALL



Dimensions:	Fabric Group	Code	RRP
W 415mm	1	SEAZSSA	POA
D 830mm	2	SEAZSSB	POA
H 450mm	3	SEAZSSC	POA
	4	SEAZSSD	POA

AZUR, BASE STOOL LARGE



Dimensions:	Fabric Group	Code	RRP
W 830mm	1	SEAZLSA	POA
D 830mm	2	SEAZLSB	POA
H 450mm	3	SEAZLSC	POA
	4	SEAZLSD	POA



CAVIL



Features & Details

- Stitching detail for the back rest.
- Solid wood frame construction.
- Polished chrome corner feet.
- Contrast fabric option available.
- Choose from a range of fabrics – see pages 254-259 .
- 5 year guarantee.

Please contact our Customer Service Team for any alternative fabric choices (including leather).



CAVIL, SINGLE ARMCHAIR



W = Width, D = Depth, H = Height

Dimensions:	Fabric Group	Code	RRP
W 725mm	1	SECACHA	POA
D 750mm	2	SECACHB	POA
H 850mm	3	SECACHC	POA
SH 460mm	4	SECACHD	POA

CAVIL, TWO SEATER SOFA



Dimensions:	Fabric Group	Code	RRP
W 1250mm	1	SECASOA	POA
D 750mm	2	SECASOB	POA
H 850mm	3	SECASOC	POA
SH 460mm	4	SECASOD	POA

CAVIL, BASE STOOL



Dimensions:	Fabric Group	Code	RRP
W 525mm	1	SECASSA	POA
D 525mm	2	SECASSB	POA
H 460mm	3	SECASSC	POA
	4	SECASSD	POA



Choose from a range of fabrics.

For colour fabric groups refer to page 254-259.

SMALL SQUARE SCATTER CUSHION

W = Width, **D** = Depth, **H** = Height

Dimensions:	Fabric Group	Code	RRP
W 400mm	1	SQSCUSHA	POA
D 150mm	2	SQSCUSHB	POA
H 400mm	3	SQSCUSHC	POA
	4	SQSCUSHD	POA



LARGE SQUARE SCATTER CUSHION

Dimensions:	Fabric Group	Code	RRP
W 500mm	1	SQLCUSHA	POA
D 200mm	2	SQLCUSHB	POA
H 500mm	3	SQLCUSHC	POA
	4	SQLCUSHD	POA



ROUND BOLSTER SCATTER CUSHION

Dimensions:	Fabric Group	Code	RRP
W 500mm	1	ROUCUSHA	POA
Round 200mm	2	ROUCUSHB	POA
	3	ROUCUSHC	POA
	4	ROUCUSHD	POA



BOXED SCATTER CUSHION

Dimensions:	Fabric Group	Code	RRP
W 540mm	1	BOXCUSHA	POA
D 200mm	2	BOXCUSHB	POA
H 370mm	3	BOXCUSHC	POA
	4	BOXCUSHD	POA



FABRIC OPTIONS



FABRIC OPTIONS


Available are a variety of fabric options from a number of reputable manufacturers.



aguafabrics.com



butefabrics.com



camirafabrics.com



chieftainfabrics.com



crestleather.com

Gabriel®

gabriel.dk

kvadrat

kvadrat.dk

LEXAIRE

lexaire.co.uk



macflex.com



panaz.com



spectrumvinyls.co.uk



spradling.eu



sunburydesign.com

VESCOM

vescom.com



yarwoodleather.com

inloom

Inloom



QUICK SHIP

We offer a selection of standard fabric colours on Quick Ship Delivery: Black, Blue, Ruby Red, or Grey.



BK Black



BL Blue



RB Ruby



GY Grey



SWATCHES

The full range of fabric swatches are available in a downloadable PDF on our website at:

leeandplumpton.co.uk/resources/brochures/

FABRIC GROUPS

TASK & MEETING CHAIRS

Please contact our Customer Service Team regarding Fabric Group 5 and above (including leather options).

Please visit the relevant fabric manufacturer's web site for details regarding fabric guarantee.

Camira			
Group 1	Group 2	Group 3	Group 4
Advantage	Manhattan	Aspect	Flax 24/7
Citadel	Sprint	Main Line Flax	Acrobat
Era	Urban	Main Line Plus	Aquarius
Gravity	Vita	Patina	Blazer
Phoenix	X2		Deca
Rivet	Xtreme		Halcyon Collection
Target			Hi Tech
			Kyoto
			Landscape Collection
			Oceanic
			Silk
			Sumi
			Synergy
			Track
Chieftain			
Group 1	Group 2	Group 3	Group 4
		Just Colour	Lionella

TASK & MEETING CHAIRS

Gabriel			
Group 1	Group 2	Group 3	Group 4
		Runner	
InLoom			
Group 1	Group 2	Group 3	Group 4
Alba	One	Jeans	Corte
Bondai		Jet	Milano
Erika		Riva	Sparzio
		Roccia	

Leather and other ranges, price on application.

Guarantee

For 8 hours per day use all models have 5 Year Guarantee on all chairs and 2 Year Guarantee on moving parts.

For 24 hour per day use a structural guarantee applies.

Fabric Guarantee as per manufacturer instructions.

For more colour options visit www.camirafabrics.com/contract

SOFT SEATING

The following fabrics for Soft Seating are in addition to the options listed above.

Alternative choices from the listed manufacturers are available upon application.

Please contact our Customer Service Team regarding Fabric Group 5 and above (including leather options).

Please visit the relevant fabric manufacturer's web site for details regarding fabric guarantee.

Panaz			
Group 1	Group 2	Group 3	Group 4
	Alba	Altair	Allure
	Cadet Colours	Aston	Crackle Gaze
	Lush Velvet	CoCo	
	Marna	Darcy	
	Myriad	David Fox	
		Eve	
		Fusion	
		Patternistas	
		Underground	
Spradling			
Group 1	Group 2	Group 3	Group 4
	Colina	Avant Garde	Dolce C5 PU
	Mardi Gras	Chronos	
	Marlin	Diamonte	
	Sierra	Hitch C5	
	Valencia C5	Silvertex C5	
	Zander	Skyline	
		Vogue	


SCREENS

EXECUTIVE / STANDARD SCREENS


Camira	
Group 1	Group 2
Cara, Carlow	Lucia

STANDARD SCREENS


Are available in a choice of 4 standard fabric colours: Black, Blue, Ruby Red or Grey on Quick Ship Delivery.




BK Black




BL Blue



RB Ruby



GY Grey



Please note where fabric finishes have been selected from multiple group bands, the higher price band will be charged for the whole unit.

If you require fabric to be treated for Fire Retardency, the fabric will move up to the next price band.

All of our Soft Seating comes with a **5 Year Guarantee** (fabric guarantee as per manufacturer’s instructions). To ensure your fabric choice meets the needs of your commercial interior and for technical specification and fabric guarantees, please visit the manufacturer’s website, e.g: www.camirafabrics.com/contract

For any other queries or for assistance in selecting your products contact our friendly Customer Services team on **01953 453830**.

RESPONSIBLE MANUFACTURING

Sustainability

As members of the Furniture Industry Sustainability Programme (FISP), Lee & Plumptre is committed to continuous improvement and supporting environmental responsibility. We work with leading fabric suppliers and many have developed a comprehensive choice of more environmentally conscious solutions.



Camira Fabrics

UK manufacturer, Camira has introduced a complete category of fabrics using natural and renewable materials. The natural 'bast' ranges include fibres from the stems of harvested plants as well as pure new wool. Products such as flax, hemp, nettle, silk and wool are included in the portfolio.

Camira launched its first recycled polyester fabric back in 1997. More recently, the Company has introduced the Oceanic collection – its first textile to include marine plastic waste.



Camira: StaySafe


Customers wishing to offer additional protection to staff and customers can consider Camira's Staysafe solution. It is an advanced textile treatment, which reduces the potential for viral transmission from fabric surfaces. When applied to a fabric, this technology destroys viruses and kills bacteria – ensuring upholstery does not act as a potential source of transmission.



InLoom

British manufacturer, InLoom offers a choice of fabrics manufactured from plastic waste. The One range is made from 100% recycled polyester. It is a stretch knit fabric produced with yarns from plastic bottles for both seating and screens in the office environment.

Spazio is a 3D knitted fabric also produced from 100% recycled polyester. With a three-dimensional hexagonal structure and a soft feel, Spazio is also suitable for soft seating.



HERE TO HELP

HOW TO ORDER

GUARANTEE

Our Furniture Collection guide provides all the information you need to place your order. Each product has its own individual code together with additional suffixes to indicate your selected finish or fabric. If you have any queries or would like some advice please do not hesitate to ask your Account Manager or call our Customer Services Team on **01953 453830**.

DESKING AND TABLES

PRODUCT CODES:

Each product has its own individual, unique code indicating the product and dimensions (including whether a left or right handed option is required).

For AuraBench in multiple wave worksurface configurations, an additional wave hand option code will need to be added before the wood finish option code. See product section for further details.

METAL AND WOOD FINISH CODES:

The codes for the required metal and wood finishes must be added as a suffix to the main code.

EXAMPLE:

STCR14CL**SBI**

Satellite Crescent Desk (1400 x 1200 x 800 x 600) with Cantilever frame Left Handed; Silver (**S**) metalwork; Birch (**BI**) wood finish.

Additional extras (not included with the product) need to be ordered separately.

....metal and wood suffix to your code when ordering eg:
STCR14CLSBI****



S Silver



BI Birch

SIGNATURE STORAGE

FINISH CODES:

Storage products require codes for the Base and Feet as well as Wood Finishes.


Simply add the colour suffix to your code when ordering.

EXAMPLE:

SRCU7410**WBI**

Signature two door cupboard (1000 x 600 x 740) with White (**W**) base and feet and Birch (**BI**) wood finish.

....metal and wood suffix to your code when ordering eg:
SRCU7410WBI****



W White



BI Birch

Storage solutions are available with a wide range of internal fittings which need to be ordered separately. Shelves, Sliding and Lateral Frames are available in silver or white.

Simply add the colour suffix to your code when ordering.

EXAMPLE:

SRCU80**SFFS**

Signature Sliding Frame (**SFF**) for Cupboards with a Silver (**S**) finish.

Select the code for the product you require and simply add S for Silver or W for White: **SRCU80**SFFS****



S Silver



SEATING AND SCREENS

Our Furniture Collection includes a wide range of fabric choices for seating and screens. The name of the fabric required should be included with your order.

Fabrics are costed according to their assigned 'Group'. You will need to ensure that you have selected the correct code to indicate the Group of fabric required.

We have included our most popular fabric choices, additional options are available. Please call our Customer Service Team on 01953 453830 for more information.

Fabric swatches are available to download from each of the manufacturer's websites.

QUICK SHIP OPTIONS

Each product listing includes an entry to indicate whether Quick Ship is available. Some product ranges only have a limited range of finishes for the Quick Ship programme (which are indicated at the beginning of each product section).

Quick Ship products can also be ordered on a **Next Day** service for an additional fee (depending on the weight of the item). Please call our Customer Services Team for further details.

If you place a Quick Ship order by 2pm on your specified deadline date, we'll deliver your order within 5 working days.

- **Monday** – London and South Coast.
- **Tuesday** – Midlands.
- **Wednesday** – North West and Ireland.
- **Thursday** – North East and Scotland.
- **Friday** – London and East Anglia.



MARKETING SUPPORT

Our marketing team works closely with many of our sales partners. Whether you are looking for product images, samples, customised product literature or CAD files, we're here to help.

We recognise that collaboration is vital to sales success and can work with you to support a range of marketing initiatives. Showroom events, factory tours, seminar talks, exhibitions and promotions are just some of the activities that can provide a boost to your business.

BESPOKE SERVICES

Our bespoke service is available to provide tailor-made, custom design solutions to match particular needs. Please speak to your Account Manager or call our Customer Services Team to discuss your requirements or to arrange exploratory discussion with one of our 'Bespoke' designers.

When ordering, select the code for the product you require. Add the 'optional extra' suffix to your code and then the code for the fabric choice.

EXAMPLE:

CHRAMBG2/2DARMS/HR1

Ranworth Chair (**CHRA**) with mesh back (**MB**) with Fabric Group 2 (**G2**) / Height & Depth Adjustable Arms (**2DARMS**) / Adjustable Headrest with Fabric Group 1 (**HR1**). The name of the fabric will need to be included separately e.g Camira Xtreme YS160 Tonga.



DELIVERY AND INSTALLATION SERVICES

Each product entry includes details as to how each item is delivered – flat packed or assembled. Please provide full details of any delivery requirements when placing your order. Direct deliveries are available (subject to an additional charge), please discuss any requirements with our Customer Services Team. Similarly, installation services can be arranged.

Please note: Low volume orders are subject to an additional charge.

Please call our Customer Service Team on **01953 453830** for more information.

PRODUCT VARIATIONS

We are usually able to readily accommodate requests for minor variations to our product range.

ADDITIONAL INFORMATION

Lee & Plumpton's Terms and Conditions are available on our web site - leeandplumpton.co.uk/media/policy/file/l/p/lp_termsandconditionsofbusiness.pdf

GUARANTEE

All products are inspected before dispatch and include a 7 year guarantee, unless otherwise stated. Full details regarding the Company's warranties and liabilities are included in the Terms and Conditions of Business.

PRODUCT DEVELOPMENT

Lee & Plumpton is committed to continuous improvement and development. We reserve the right, therefore, to revise, without notice, material, price and construction details of any items of furniture.

Gas action seating: All gas assisted seat height mechanisms used on Lee & Plumpton products are independently tested and approved up to and including a maximum weight of 150 kgs in normal office use.

CARE OF FURNITURE

Wood finishes are heat, stain and scratch resistant when used for their intended purposes. Clean using a damp cloth and mild detergent - do not use abrasive cleaners or bleach.

In order to maintain fabric over the specified guarantee period, upholstery must be cleaned and vacuumed according to the fabric manufacturer's recommendations.

ORDER CANCELLATIONS

Orders may be cancelled or altered only with the written consent of Lee & Plumpton. Goods made to special order are not able to be cancelled. Lee & Plumpton reserves the right to claim all loss and expenses which may be incurred as a result of cancellation.

A handling charge of 50% of the net invoice value is made on any goods cancelled or returned with the prior consent of the company. Orders for 'Made to Order' items (including all soft seating) cannot be cancelled.

OTHER INFORMATION

All prices shown are exclusive of VAT which is charged at the appropriate rate.

This edition of the Lee & Plumpton Furniture Collection cancels all previous versions.

E. & O.E







LEE & PLUMPTON

Bunns Bank | Attleborough Norfolk | NR17 1QD
T: 01953 453830 | E: sales@leeandplumpton.co.uk

leeandplumpton.co.uk



@LEEANDPLUMPTON

October 2022_v1.1

E&OE October 2022

Images featured within this brochure are for illustrative purposes and appearances may vary from those shown. Due to our ongoing initiatives, Lee & Plumptre Ltd. reserve the right to change, modify or delete products at any time without notification.

